



United States Congress

# Joint Economic Committee

EST. 1946

Republicans

Representative David Schweikert, *Chairman*



## South Dakota

### Employment Update



August 2025 | Released September 19, 2025

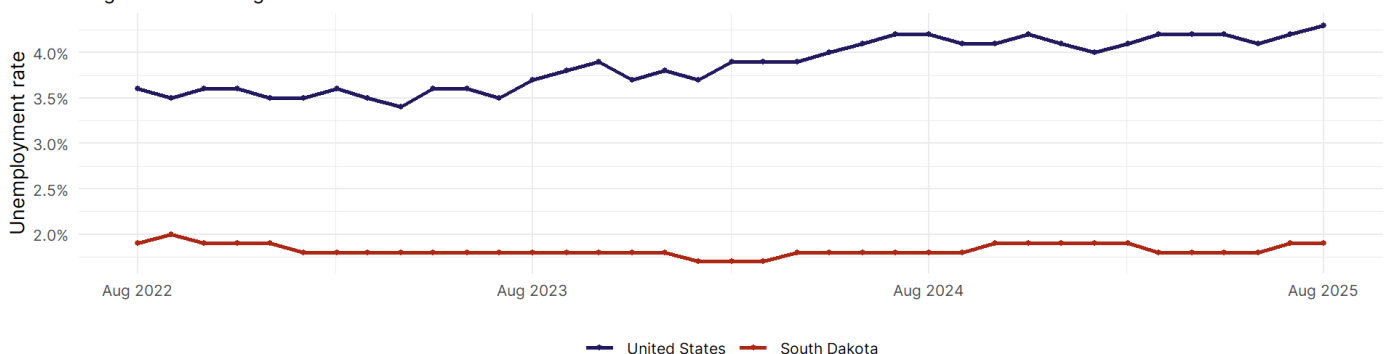
### United States Employment Snapshot

- In August, among the 50 states and the District of Columbia **unemployment fell in 13, rose in 12, and remained unchanged in 26.**
- The highest unemployment rate was 6 percent in **District of Columbia**, and the lowest was 1.9 percent in **South Dakota**. Nationally, the unemployment rate rose by 0.1 percentage point to 4.3 percent.
- In August, **payroll jobs rose in 32 states and fell in 18.** The largest payroll job percent increase was 0.5 percent in **Utah**. The largest payroll job percent decline was 0.7 percent in **District of Columbia**.

### South Dakota Employment Snapshot

- In August, **South Dakota lost 100 net payroll jobs** and the **unemployment rate remained unchanged at 1.9 percent.** In the prior month, South Dakota lost 200 net payroll jobs.
- Over the past 12 months, **South Dakota added 4,300 net payroll jobs** and the **unemployment rate rose by 0.1 percentage point from 1.8 percent.**
- Nationally, nonfarm payrolls **rose by 22,000 in August, or 0 percent.** South Dakota **is tied for 25th** in the nation for percentage gain in nonfarm payroll employment over the past 12 months.
- In August, **South Dakota's private sector lost 600 net private payroll jobs**, and over the past 12 months it added 2,900 private payroll jobs. In the prior month, South Dakota added 600 net private payroll jobs.
- In August, employment in South Dakota **fell by 842**, and over the past 12 months it rose by 2,339.
- **South Dakota's labor force participation rate fell to 68.5 percent** in August from 68.7 percent and **ranks 4th** in the nation. In the past 12 months, the labor force participation rate has fallen by 0.3 percentage points.

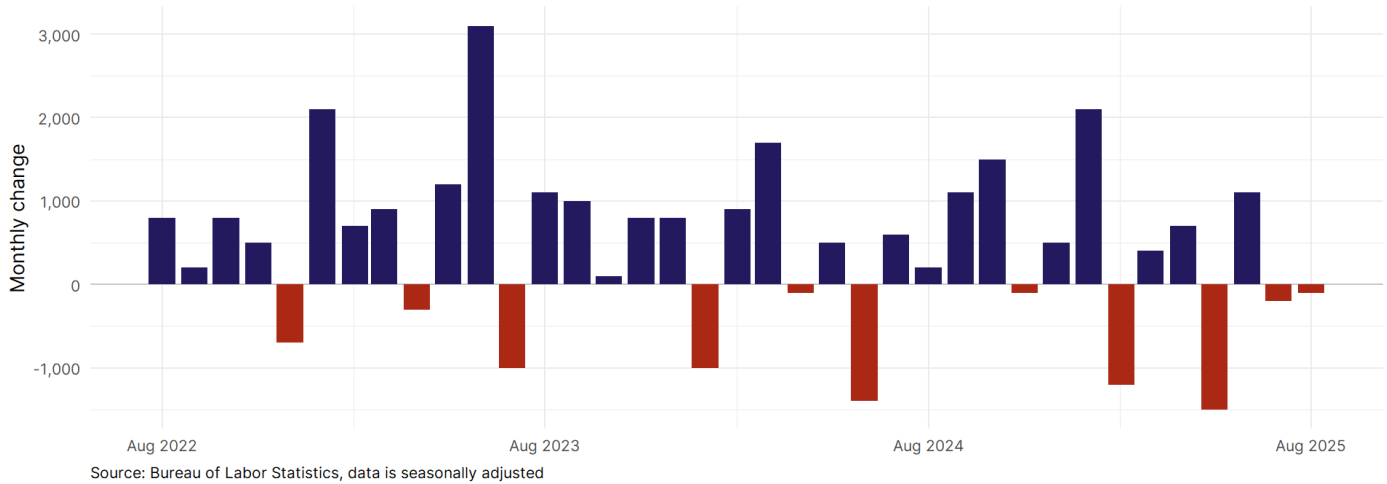
Unemployment Rate in South Dakota  
August 2022 to August 2025



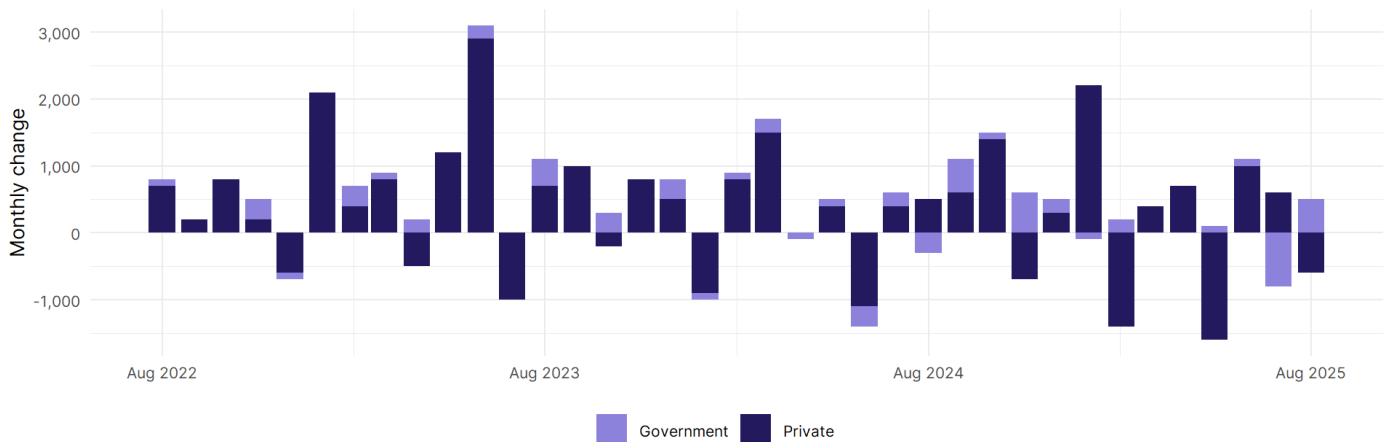
Source: Bureau of Labor Statistics, data is seasonally adjusted

## South Dakota Payroll employment

Change in Nonfarm Payrolls in South Dakota  
August 2022 to August 2025



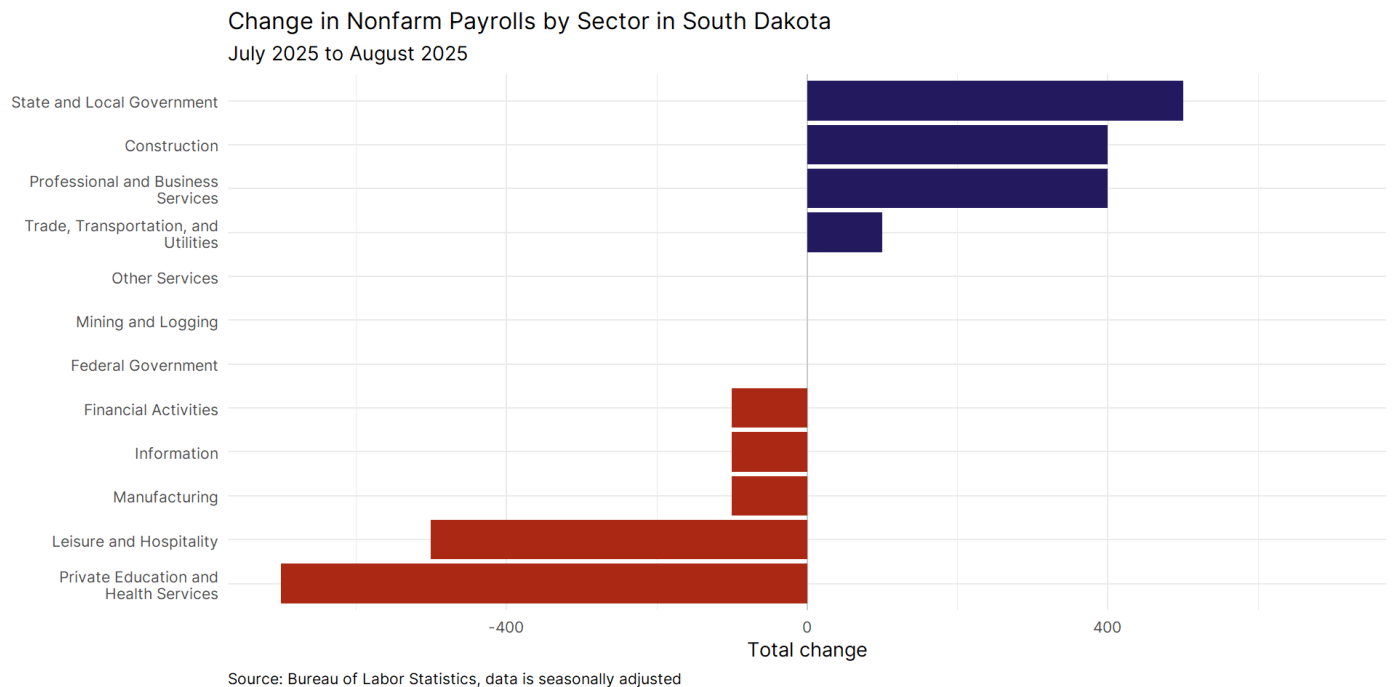
Change in Nonfarm Payrolls by Sector in South Dakota  
August 2022 to August 2025



- **South Dakota lost 100 net payroll jobs, or 0 percent,** on a seasonally adjusted basis during August. In the prior month, South Dakota lost 200 jobs. South Dakota nonfarm payroll employment has increased in **7 of the past 12 months**.
- Nationally, nonfarm payrolls **rose by 22,000 in August, or 0 percent**. South Dakota is tied for 25th in the nation for percentage gain in nonfarm payroll employment over the past 12 months.
- **South Dakota lost 600 private sector jobs, or -0.2 percent,** on a seasonally adjusted basis during August. In the prior month, South Dakota added 600 jobs. South Dakota private sector payroll employment has increased in **8 of the past 12 months**.
- Nationally, private sector payroll jobs **rose by 38,000 jobs in August, or 0 percent**. South Dakota is tied for 26th in the nation for percentage gain in private sector payroll employment over the past 12 months.

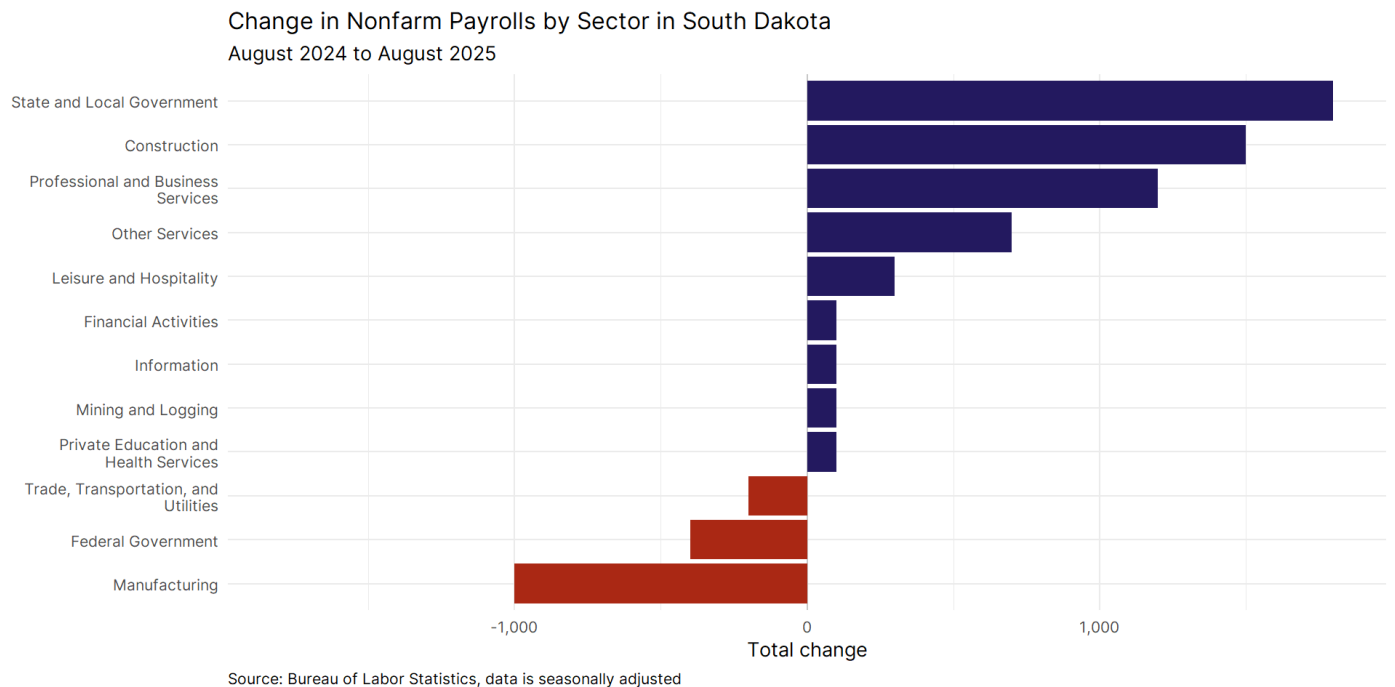
From July 2025 to August 2025:

- The best performing sectors were **State and Local Government** (+500) and **Construction** (+400).
- The worst performing sectors were **Private Education and Health Services** (-700) and **Leisure and Hospitality** (-500).



From August 2024 to August 2025:

- The best performing sectors were **State and Local Government** (+1,800) and **Construction** (+1,500).
- The worst performing sectors were **Manufacturing** (-1,000) and **Federal Government** (-400).

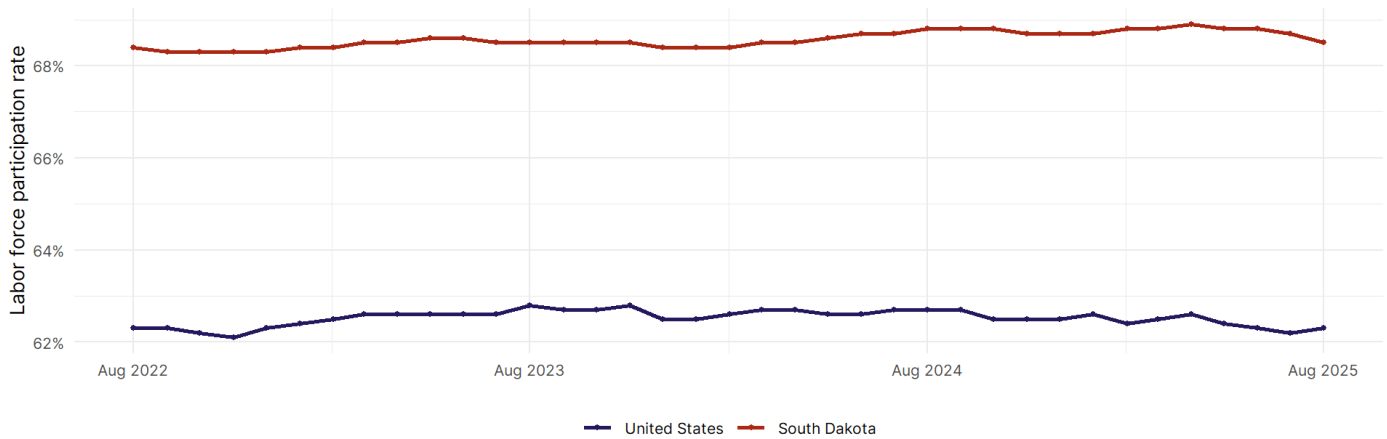


## South Dakota Labor force

The labor force participation rate is the percentage of the civilian noninstitutionalized population age 16 and older who are employed or actively looking for work.

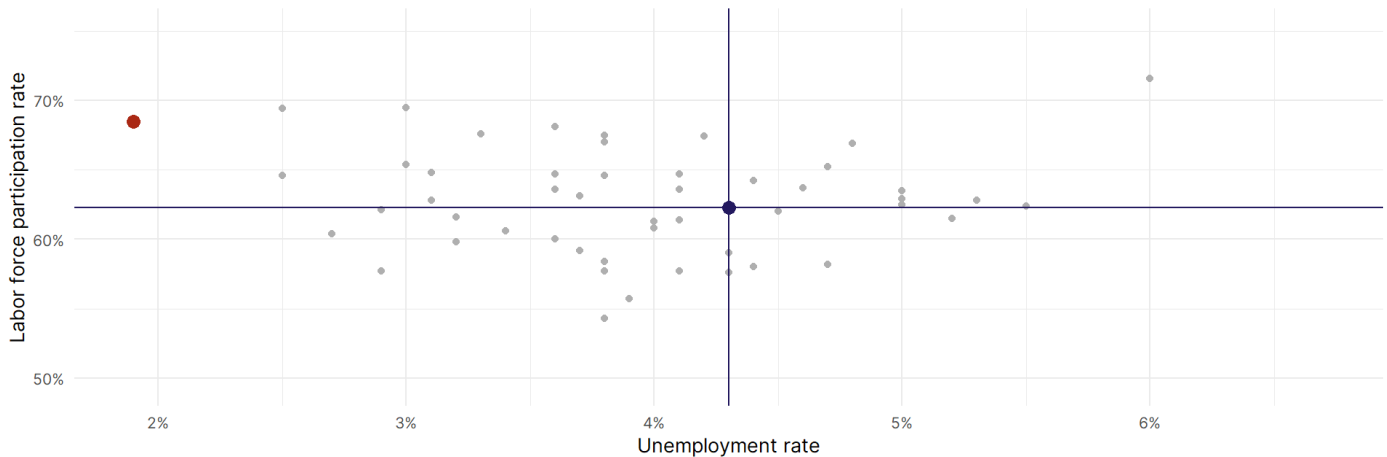
- The labor force participation rate in **South Dakota fell to 68.5 percent in August from 68.7 percent in the prior month.**
- **South Dakota ranks 4th** in the nation.
- The 10-year high for the labor force participation rate in South Dakota was **69.8 percent** occurring in March 2016, and the 10-year low was **68.3 percent** occurring in December 2022.
- The national labor force participation rate **rose by 0.1 percentage points to 62.3 percent** in August.

Labor Force Participation Rate in South Dakota  
August 2022 to August 2025



Source: Bureau of Labor Statistics, data is seasonally adjusted

Unemployment and Labor Force Participation Rates by State  
August 2025



Source: Bureau of Labor Statistics, data is seasonally adjusted