



United States Congress

Joint Economic Committee

EST. 1946

Republicans

Representative David Schweikert, *Chairman*



Texas

Employment Update



June 2025 | Released July 18, 2025

United States Employment Snapshot

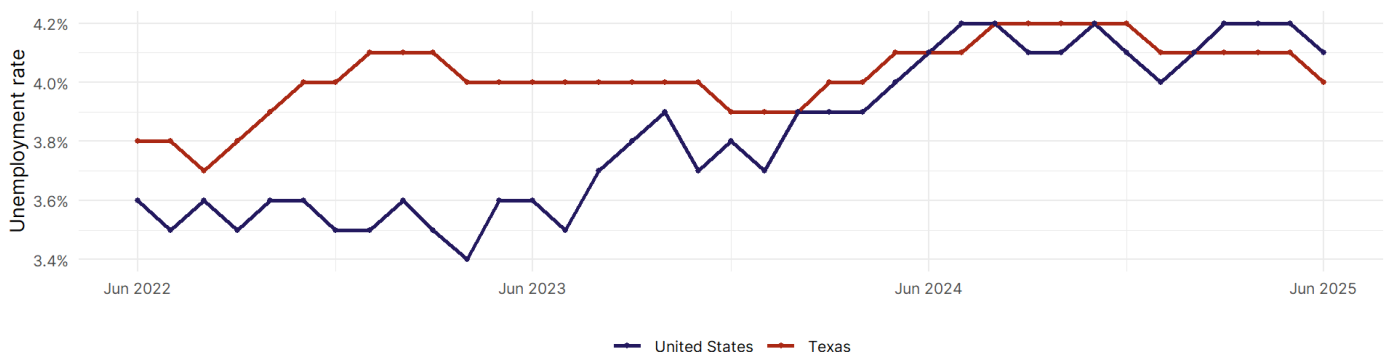
- In June, among the 50 states and the District of Columbia **unemployment fell in 11, rose in 7, and remained unchanged in 33.**
- The highest unemployment rate was 5.9 percent in **District of Columbia**, and the lowest was 1.8 percent in **South Dakota**. Nationally, the unemployment rate fell by 0.1 percentage point to 4.1 percent.
- In June, **payroll jobs rose in 27 states and fell in 24.** The largest payroll job percent increase was 0.9 percent in **Alaska**. The largest payroll job percent decline was 0.5 percent in **Rhode Island**.

Texas Employment Snapshot

- In June, **Texas lost 1,900 net payroll jobs** and the **unemployment rate fell by 0.1 percentage point to 4 percent.** In the prior month, Texas added 18,400 net payroll jobs.
- Over the past 12 months, **Texas added 198,300 net payroll jobs** and the **unemployment rate fell by 0.1 percentage point from 4.1 percent.**
- Nationally, nonfarm payrolls **rose by 147,000 in June, or 0.1 percent.** Texas **is tied for 12th** in the nation for percentage gain in nonfarm payroll employment over the past 12 months.
- In June, **Texas's private sector lost 5,700 net private payroll jobs**, and over the past 12 months it added 157,400 private payroll jobs. In the prior month, Texas added 15,000 net private payroll jobs.
- In June, employment in Texas **rose by 18,321**, and over the past 12 months it rose by 239,383.
- **Texas's labor force participation rate fell to 64.8 percent** in June from 64.9 percent and **is tied for 16th** in the nation. In the past 12 months, the labor force participation rate has fallen by 0.2 percentage points.

Unemployment Rate in Texas

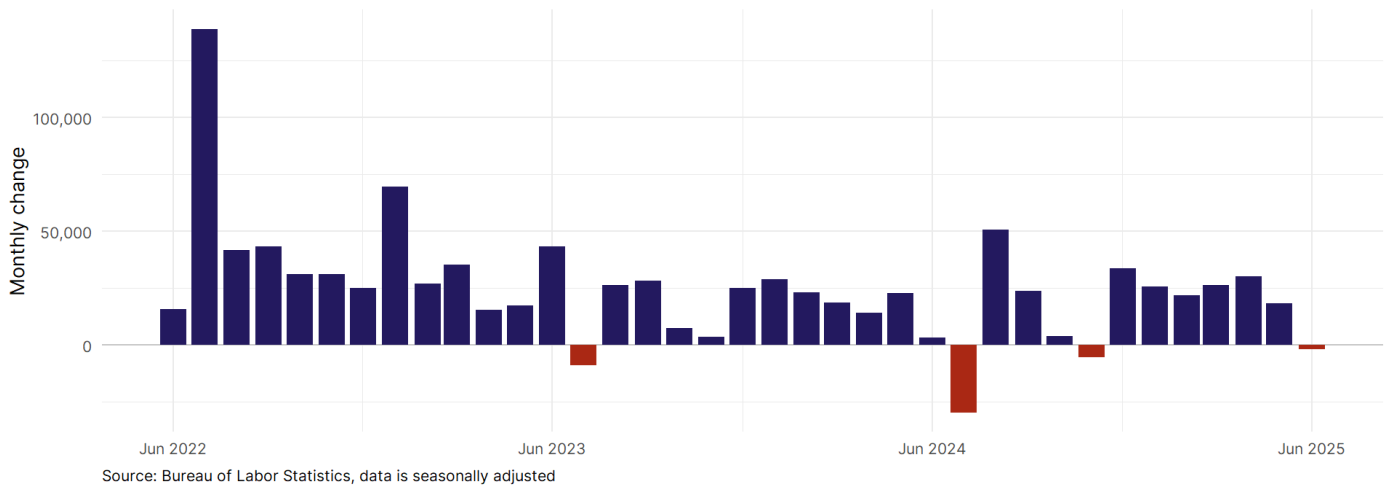
June 2022 to June 2025



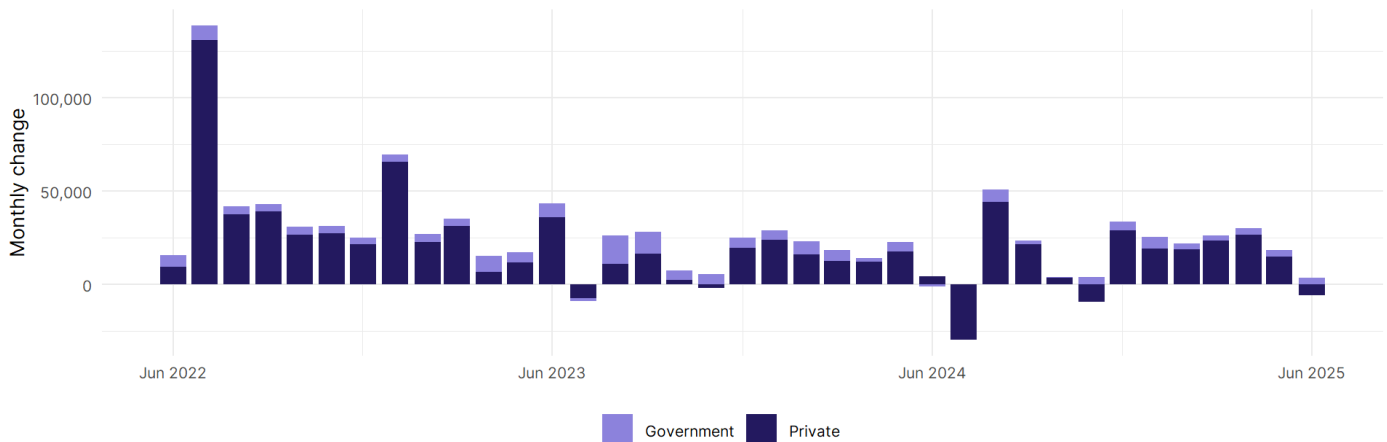
Source: Bureau of Labor Statistics, data is seasonally adjusted

Texas Payroll employment

Change in Nonfarm Payrolls in Texas
June 2022 to June 2025



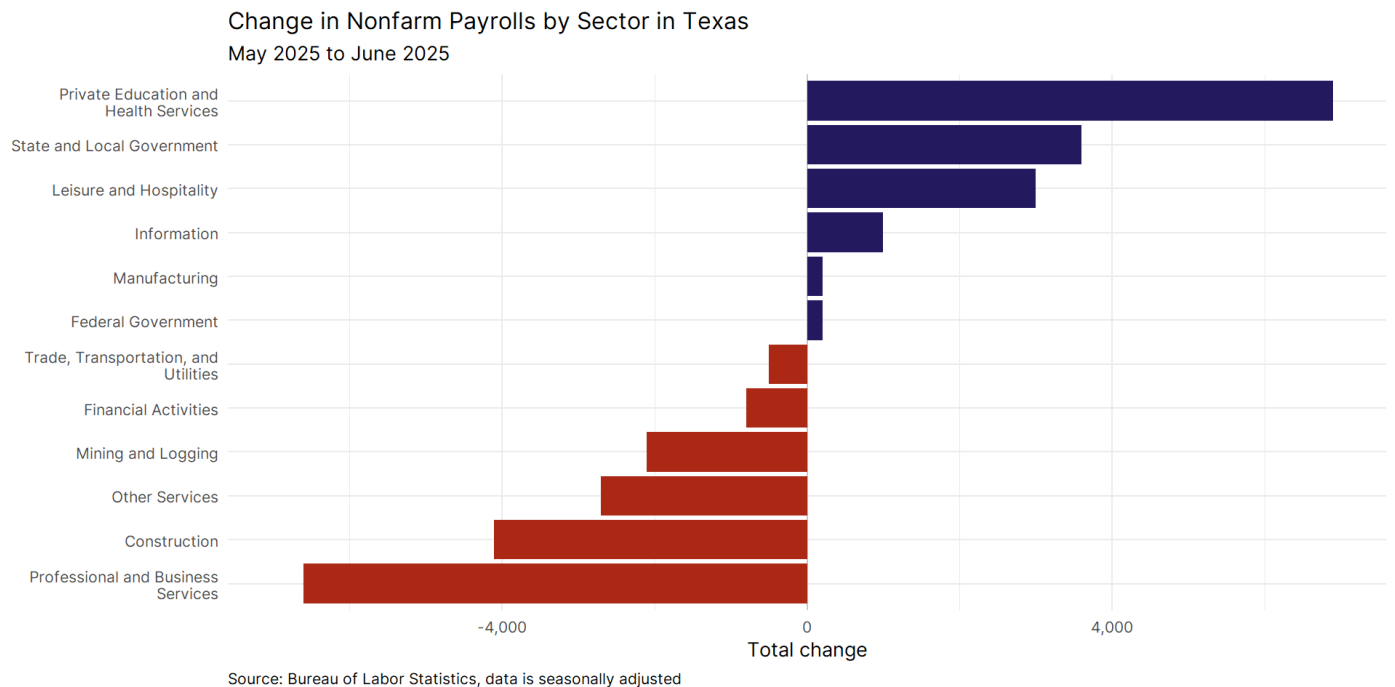
Change in Nonfarm Payrolls by Sector in Texas
June 2022 to June 2025



- **Texas lost 1,900 net payroll jobs, or 0 percent**, on a seasonally adjusted basis during June. In the prior month, Texas added 18,400 jobs. Texas nonfarm payroll employment has increased in **9 of the past 12 months**.
- Nationally, nonfarm payrolls **rose by 147,000 in June, or 0.1 percent**. Texas is tied for 12th in the nation for percentage gain in nonfarm payroll employment over the past 12 months.
- **Texas lost 5,700 private sector jobs, or 0 percent**, on a seasonally adjusted basis during June. In the prior month, Texas added 15,000 jobs. Texas private sector payroll employment has increased in **9 of the past 12 months**.
- Nationally, private sector payroll jobs **rose by 74,000 jobs in June, or 0.1 percent**. Texas is tied for 13th in the nation for percentage gain in private sector payroll employment over the past 12 months.

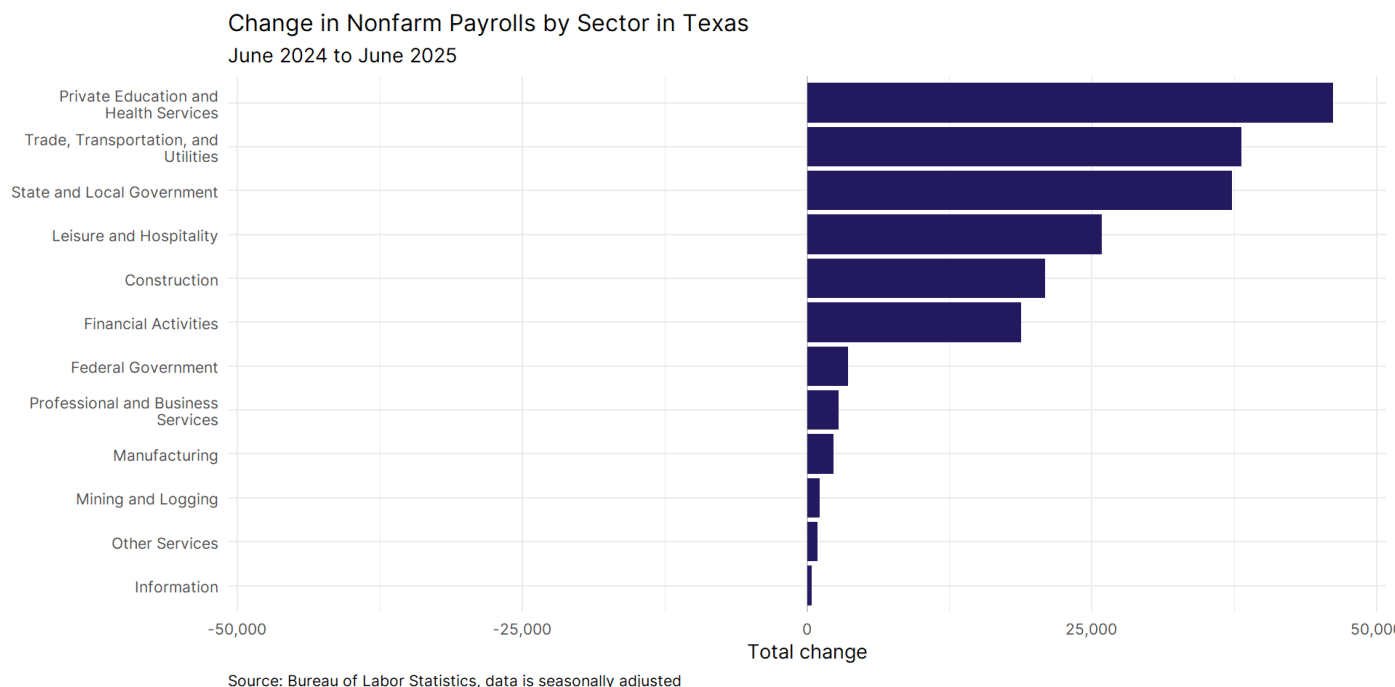
From May 2025 to June 2025:

- The best performing sectors were **Private Education and Health Services** (+6,900) and **State and Local Government** (+3,600).
- The worst performing sectors were **Professional and Business Services** (-6,600) and **Construction** (-4,100).



From June 2024 to June 2025:

- The best performing sectors were **Private Education and Health Services** (+46,200) and **Trade, Transportation, and Utilities** (+38,100).
- The worst performing sectors were **Information** (+400) and **Other Services** (+900).

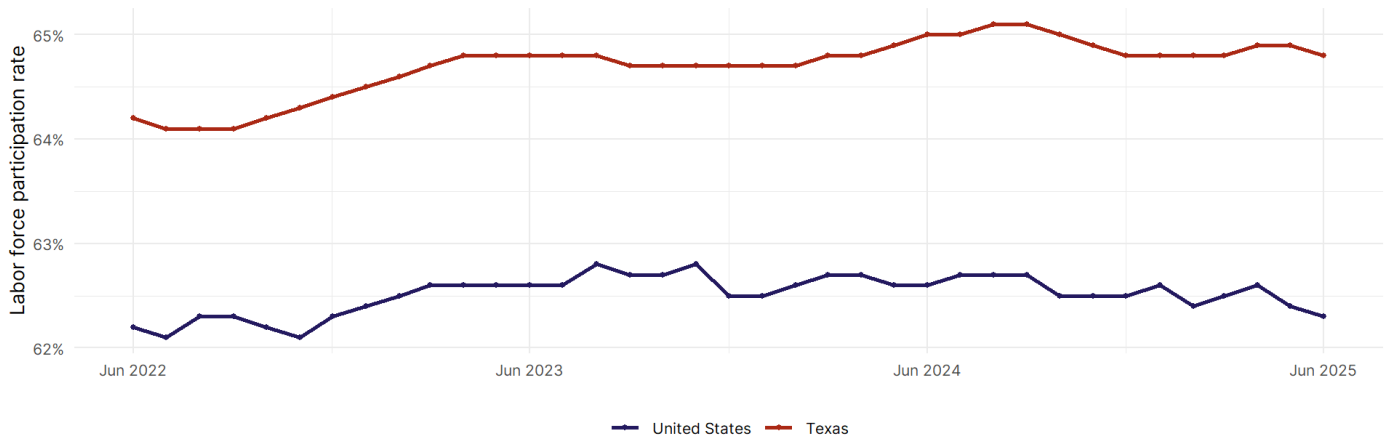


Texas Labor force

The labor force participation rate is the percentage of the civilian noninstitutionalized population age 16 and older who are employed or actively looking for work.

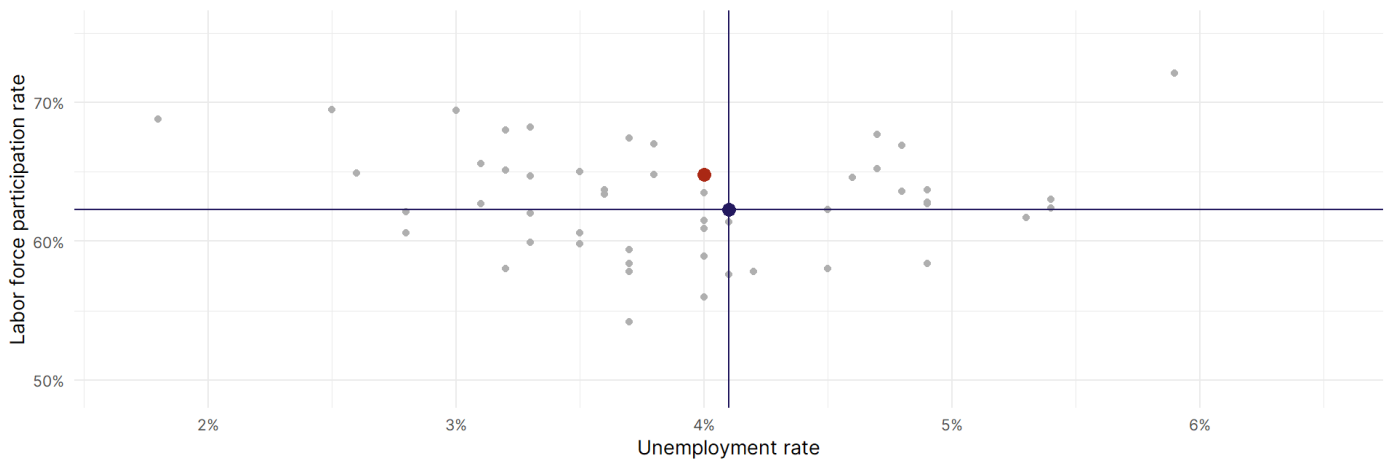
- The labor force participation rate in **Texas fell to 64.8 percent in June from 64.9 percent in the prior month.**
- **Texas is tied for 16th** in the nation.
- The 10-year high for the labor force participation rate in Texas was **65.1 percent** occurring in September 2024, and the 10-year low was **60.3 percent** in April 2020.
- The national labor force participation rate **fell by 0.1 percentage points to 62.3 percent** in June.

Labor Force Participation Rate in Texas
June 2022 to June 2025



Source: Bureau of Labor Statistics, data is seasonally adjusted

Unemployment and Labor Force Participation Rates by State
June 2025



Source: Bureau of Labor Statistics, data is seasonally adjusted