



United States Congress

Joint Economic Committee

EST. 1946


Republicans

Representative David Schweikert, *Chairman*



Utah

Employment Update



September 2025 | Released December 11, 2025

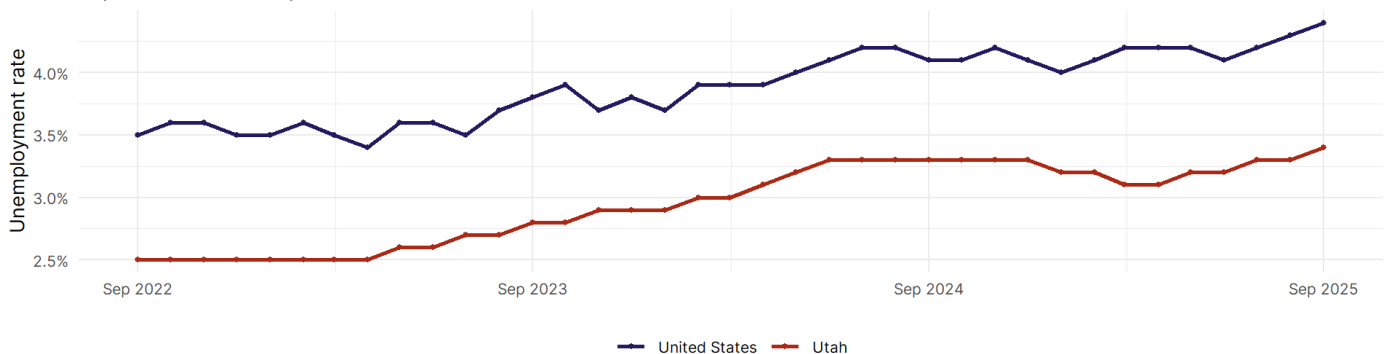
United States Employment Snapshot

- In September, among the 50 states and the District of Columbia **unemployment fell in 10, rose in 21, and remained unchanged in 20.**
- The highest unemployment rate was 6.2 percent in **District of Columbia**, and the lowest was 2 percent in **South Dakota**. Nationally, the unemployment rate rose by 0.1 percentage point to 4.4 percent.
- In September, **payroll jobs rose in 30 states and fell in 20.** The largest payroll job percent increase was 0.6 percent in **Missouri**. The largest payroll job percent decline was 0.3 percent in **Alaska, Connecticut, Maryland, Massachusetts, New York, West Virginia, and Wisconsin.**

Utah Employment Snapshot

- In September, **Utah added 3,600 net payroll jobs** and the **unemployment rate rose by 0.1 percentage point to 3.4 percent.** In the prior month, Utah added 9,100 net payroll jobs.
- Over the past 12 months, **Utah added 29,700 net payroll jobs** and the **unemployment rate rose by 0.1 percentage point from 3.3 percent.**
- Nationally, nonfarm payrolls **rose by 119,000 in September, or 0.1 percent.** Utah **ranks 4th** in the nation for percentage gain in nonfarm payroll employment over the past 12 months.
- In September, **Utah's private sector added 2,900 net private payroll jobs**, and over the past 12 months it added 20,800 private payroll jobs. In the prior month, Utah added 4,800 net private payroll jobs.
- In September, employment in Utah **fell by 892**, and over the past 12 months it fell by 514.
- Utah's labor force participation rate remained steady at 67.6 percent** in September and **ranks 6th** in the nation. In the past 12 months, the labor force participation rate has fallen by 1.2 percentage points.

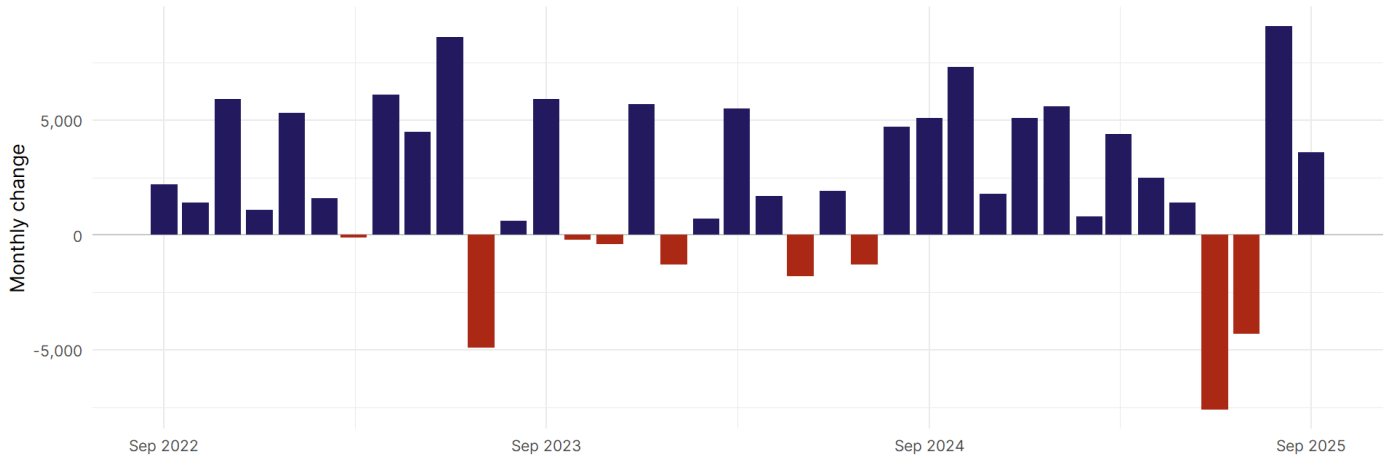
Unemployment Rate in Utah
September 2022 to September 2025



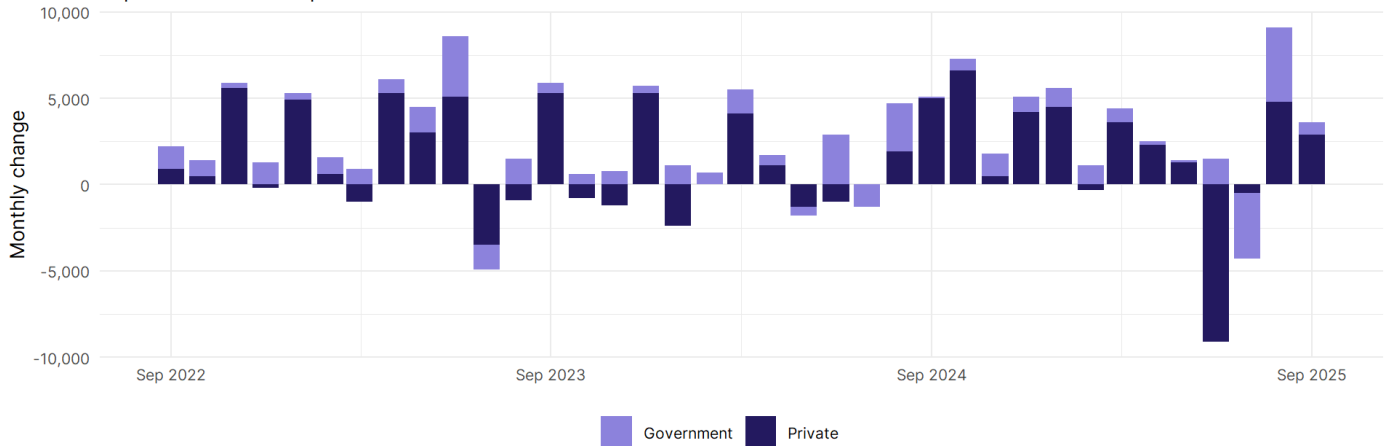
Source: Bureau of Labor Statistics, data is seasonally adjusted

Utah Payroll employment

Change in Nonfarm Payrolls in Utah
September 2022 to September 2025



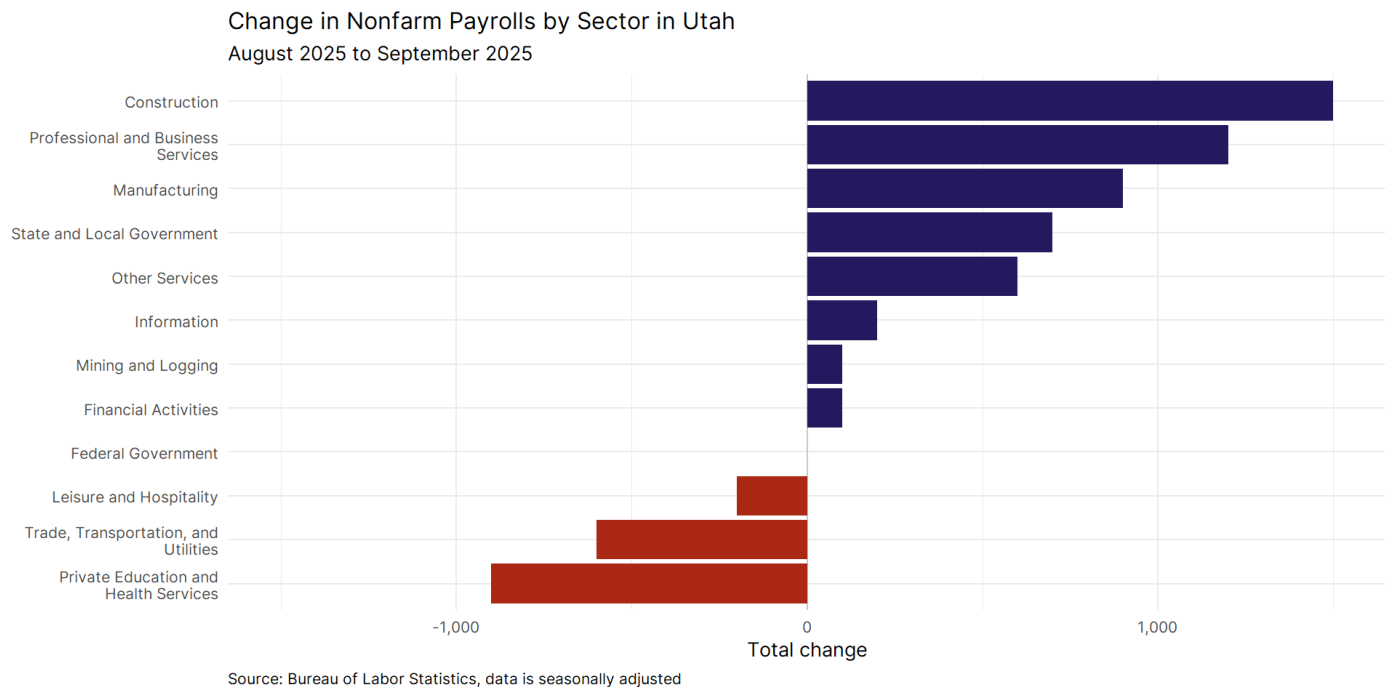
Change in Nonfarm Payrolls by Sector in Utah
September 2022 to September 2025



- **Utah added 3,600 net payroll jobs, or 0.2 percent**, on a seasonally adjusted basis during September. In the prior month, Utah added 9,100 jobs. Utah nonfarm payroll employment has increased in **10 of the past 12 months**.
- Nationally, nonfarm payrolls **rose by 119,000 in September, or 0.1 percent**. Utah ranks 4th in the nation for percentage gain in nonfarm payroll employment over the past 12 months.
- **Utah added 2,900 private sector jobs, or 0.2 percent**, on a seasonally adjusted basis during September. In the prior month, Utah added 4,800 jobs. Utah private sector payroll employment has increased in **9 of the past 12 months**.
- Nationally, private sector payroll jobs **rose by 97,000 jobs in September, or 0.1 percent**. Utah is tied for 10th in the nation for percentage gain in private sector payroll employment over the past 12 months.

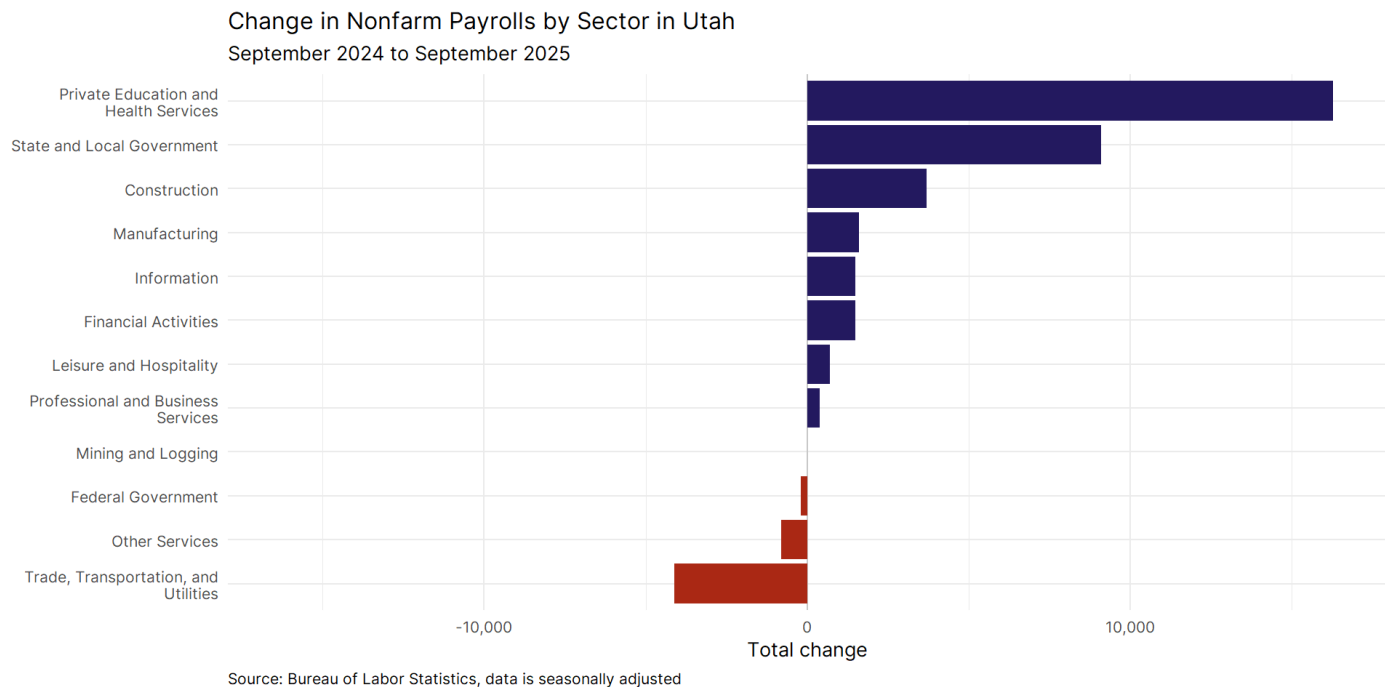
From August 2025 to September 2025:

- The best performing sectors were **Construction** (+1,500) and **Professional and Business Services** (+1,200).
- The worst performing sectors were **Private Education and Health Services** (-900) and **Trade, Transportation, and Utilities** (-600).



From September 2024 to September 2025:

- The best performing sectors were **Private Education and Health Services** (+16,300) and **State and Local Government** (+9,100).
- The worst performing sectors were **Trade, Transportation, and Utilities** (-4,100) and **Other Services** (-800).

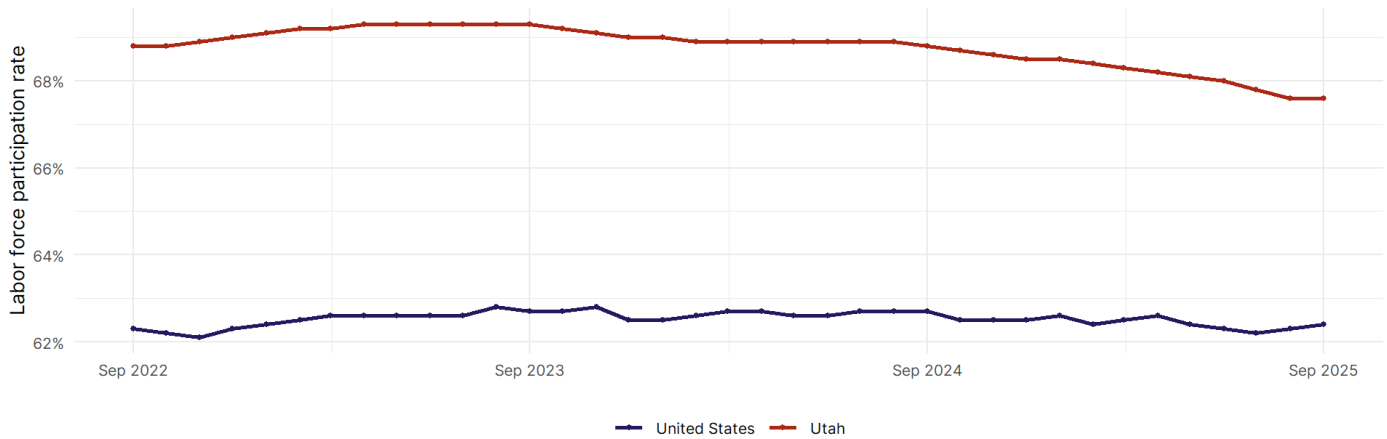


Utah Labor force

The labor force participation rate is the percentage of the civilian noninstitutionalized population age 16 and older who are employed or actively looking for work.

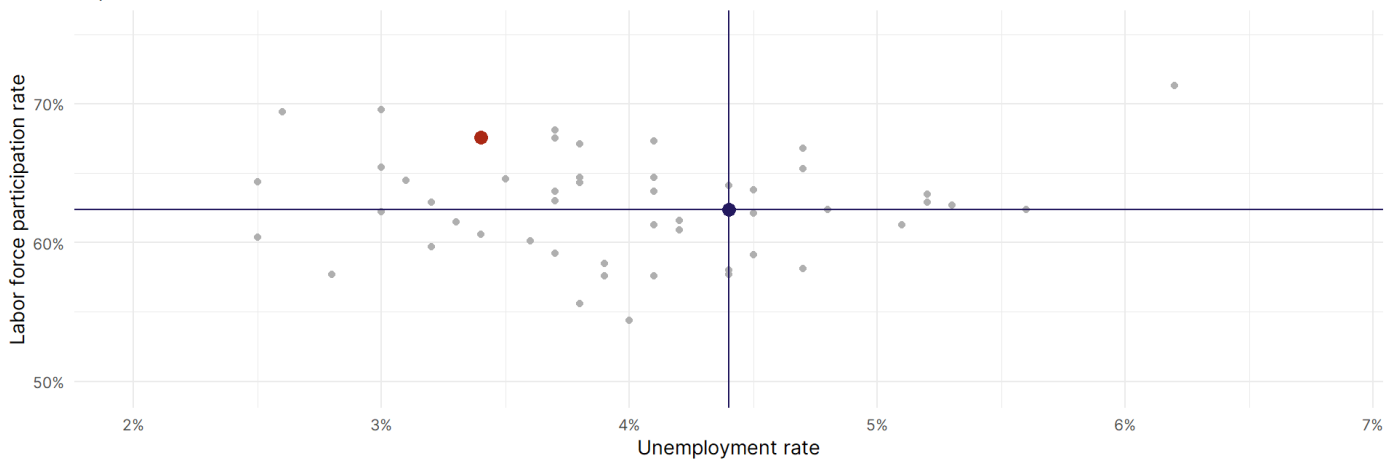
- The labor force participation rate in **Utah remained unchanged at 67.6 percent in September.**
- **Utah ranks 6th** in the nation.
- The 10-year high for the labor force participation rate in Utah was **69.3 percent** occurring in September 2023, and the 10-year low was **67.5 percent** in April 2020.
- The national labor force participation rate **rose by 0.1 percentage points to 62.4 percent** in September.

Labor Force Participation Rate in Utah
September 2022 to September 2025



Source: Bureau of Labor Statistics, data is seasonally adjusted

Unemployment and Labor Force Participation Rates by State
September 2025



Source: Bureau of Labor Statistics, data is seasonally adjusted