



United States Congress

# Joint Economic Committee

EST. 1946


Republicans

Representative David Schweikert, *Chairman*



## Utah

### Employment Update



June 2025 | Released July 18, 2025

### United States Employment Snapshot

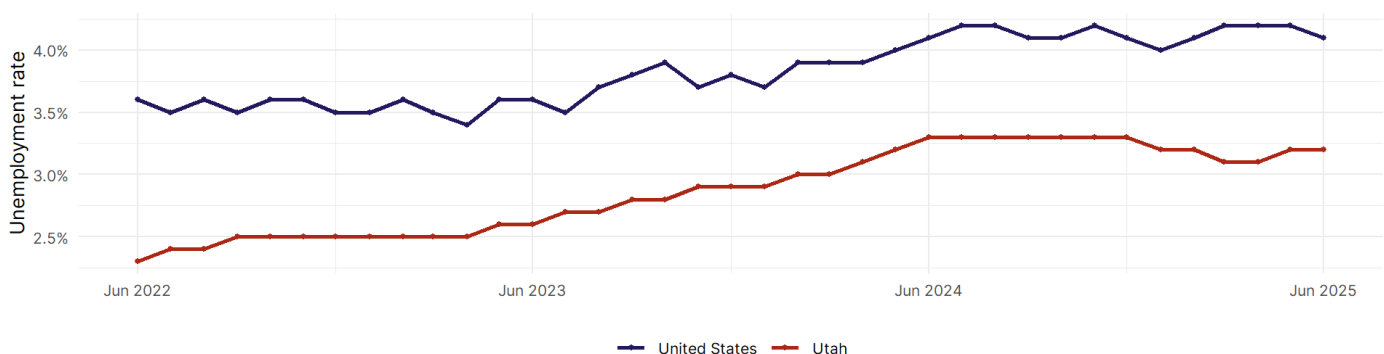
- In June, among the 50 states and the District of Columbia **unemployment fell in 11, rose in 7, and remained unchanged in 33.**
- The highest unemployment rate was 5.9 percent in **District of Columbia**, and the lowest was 1.8 percent in **South Dakota**. Nationally, the unemployment rate fell by 0.1 percentage point to 4.1 percent.
- In June, **payroll jobs rose in 27 states and fell in 24.** The largest payroll job percent increase was 0.9 percent in **Alaska**. The largest payroll job percent decline was 0.5 percent in **Rhode Island**.

### Utah Employment Snapshot

- In June, **Utah lost 4,800 net payroll jobs** and the **unemployment rate remained unchanged at 3.2 percent.** In the prior month, Utah added 1,400 net payroll jobs.
- Over the past 12 months, **Utah added 32,600 net payroll jobs** and the **unemployment rate fell by 0.1 percentage point from 3.3 percent.**
- Nationally, nonfarm payrolls **rose by 147,000 in June, or 0.1 percent.** Utah **ranks 6th** in the nation for percentage gain in nonfarm payroll employment over the past 12 months.
- In June, **Utah's private sector lost 6,200 net private payroll jobs**, and over the past 12 months it added 23,400 private payroll jobs. In the prior month, Utah added 1,300 net private payroll jobs.
- In June, employment in Utah **fell by 1,741**, and over the past 12 months it rose by 12,016.
- **Utah's labor force participation rate fell to 68 percent** in June from 68.1 percent and **ranks 6th** in the nation. In the past 12 months, the labor force participation rate has fallen by 0.9 percentage points.

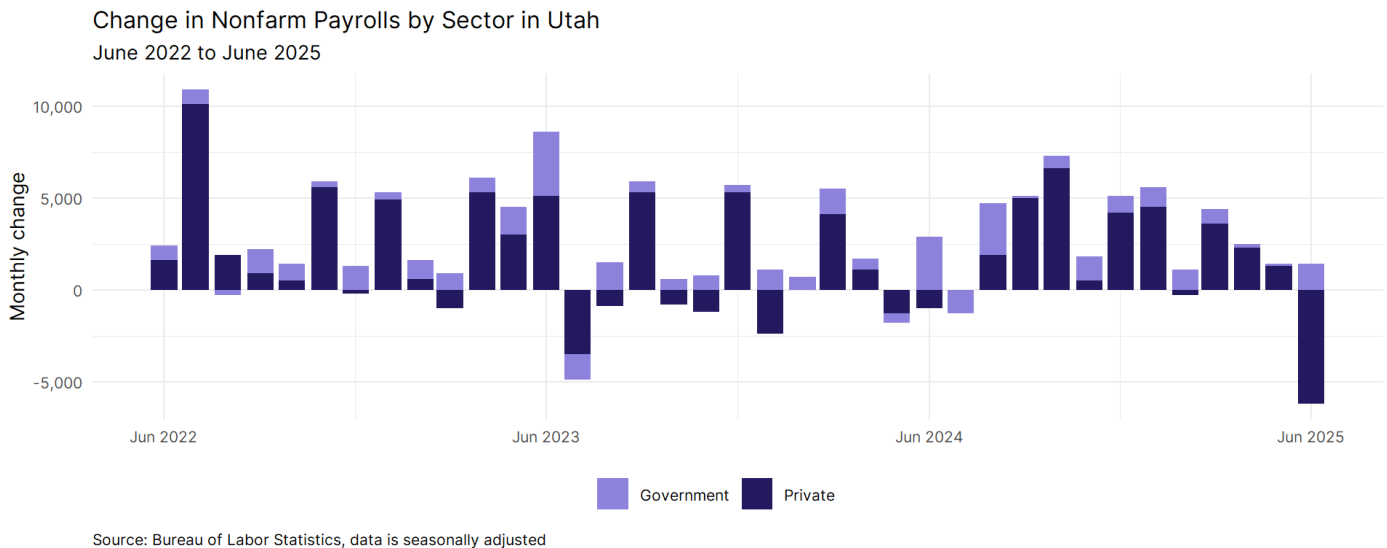
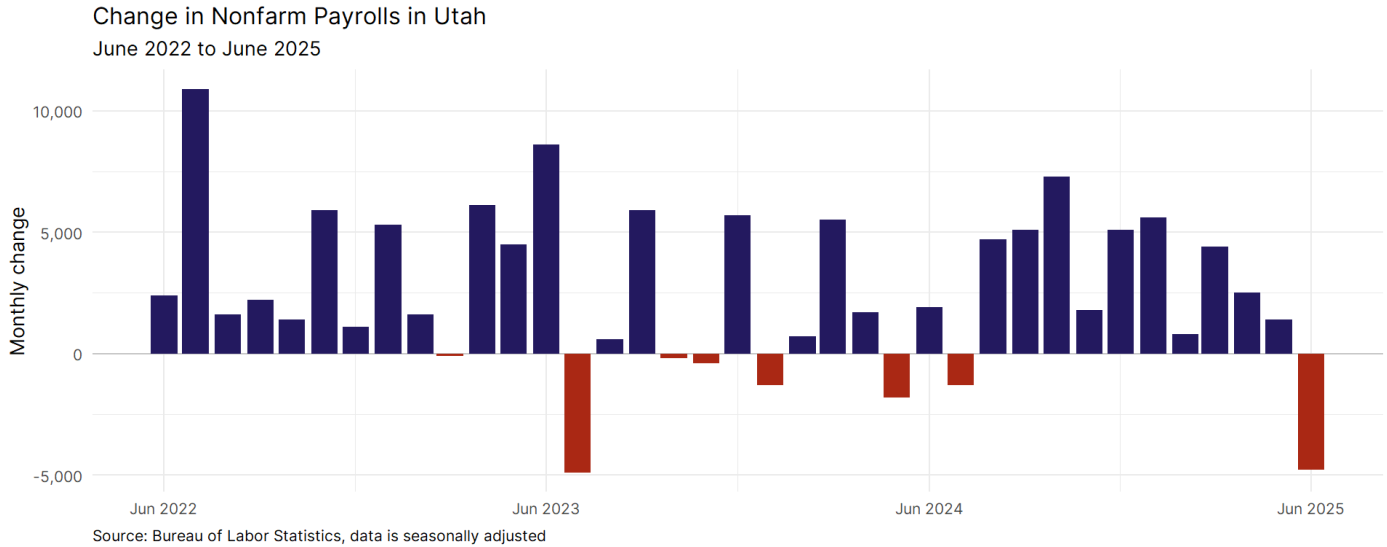
Unemployment Rate in Utah

June 2022 to June 2025



Source: Bureau of Labor Statistics, data is seasonally adjusted

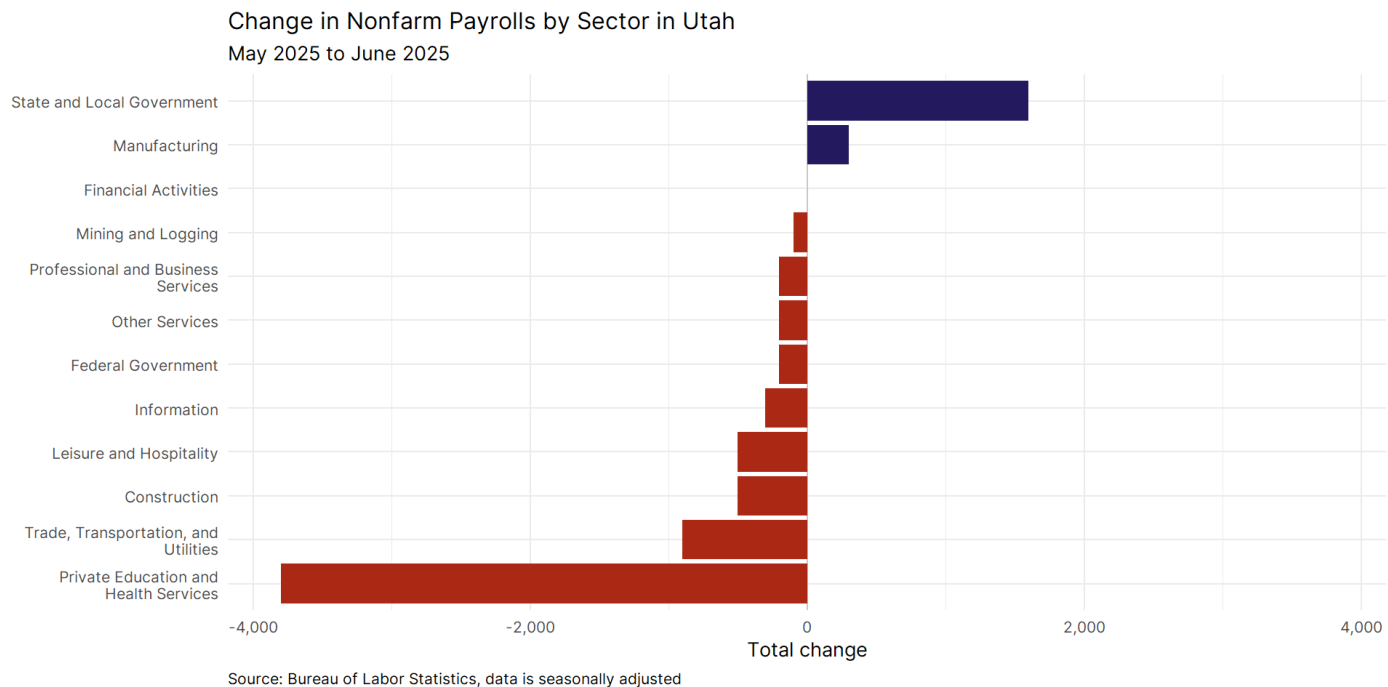
## Utah Payroll employment



- **Utah lost 4,800 net payroll jobs, or -0.3 percent,** on a seasonally adjusted basis during June. In the prior month, Utah added 1,400 jobs. Utah nonfarm payroll employment has increased in **10 of the past 12 months.**
- Nationally, nonfarm payrolls **rose by 147,000 in June, or 0.1 percent.** Utah ranks 6th in the nation for percentage gain in nonfarm payroll employment over the past 12 months.
- **Utah lost 6,200 private sector jobs, or -0.4 percent,** on a seasonally adjusted basis during June. In the prior month, Utah added 1,300 jobs. Utah private sector payroll employment has increased in **9 of the past 12 months.**
- Nationally, private sector payroll jobs **rose by 74,000 jobs in June, or 0.1 percent.** Utah is tied for 7th in the nation for percentage gain in private sector payroll employment over the past 12 months.

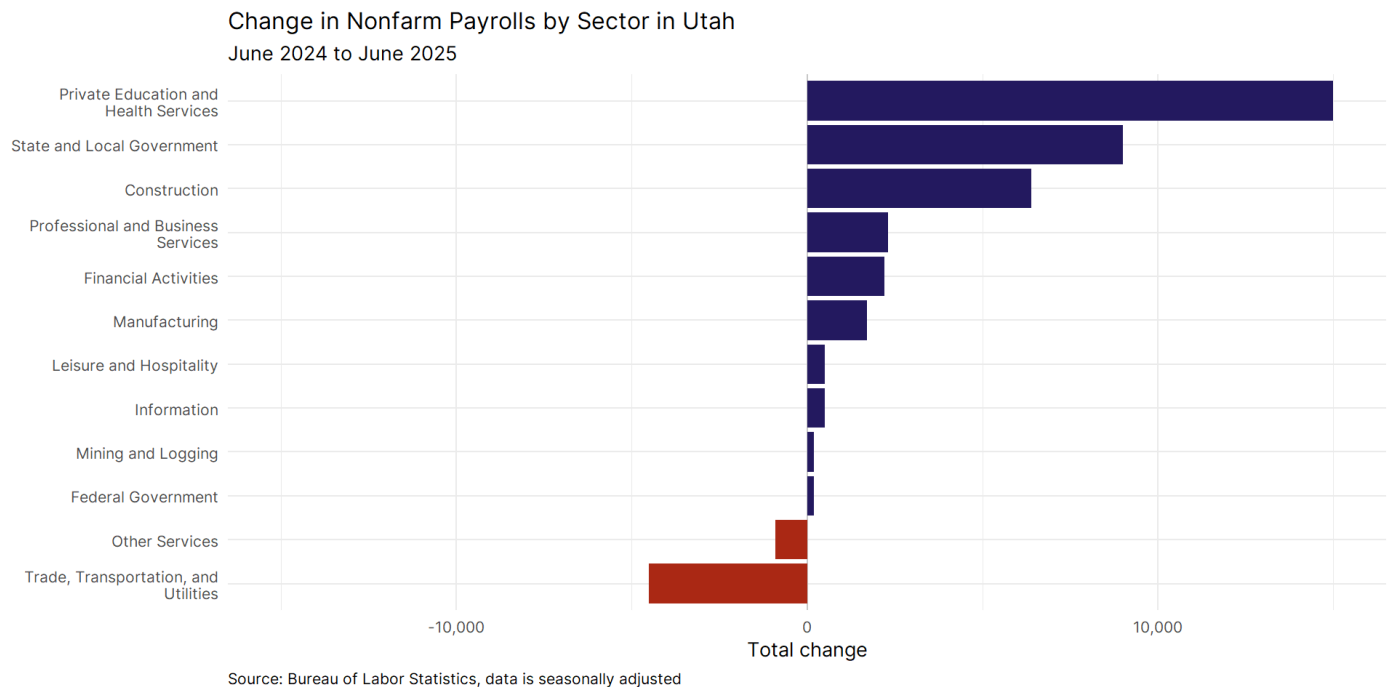
From May 2025 to June 2025:

- The best performing sectors were **State and Local Government** (+1,600) and **Manufacturing** (+300).
- The worst performing sectors were **Private Education and Health Services** (-3,800) and **Trade, Transportation, and Utilities** (-900).



From June 2024 to June 2025:

- The best performing sectors were **Private Education and Health Services** (+15,000) and **State and Local Government** (+9,000).
- The worst performing sectors were **Trade, Transportation, and Utilities** (-4,500) and **Other Services** (-900).

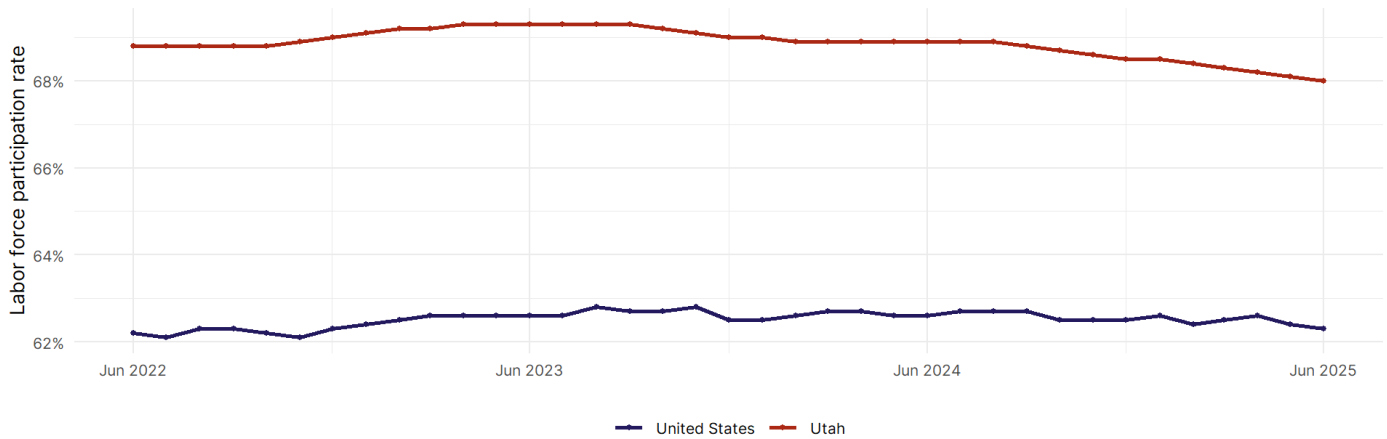


## Utah Labor force

The labor force participation rate is the percentage of the civilian noninstitutionalized population age 16 and older who are employed or actively looking for work.

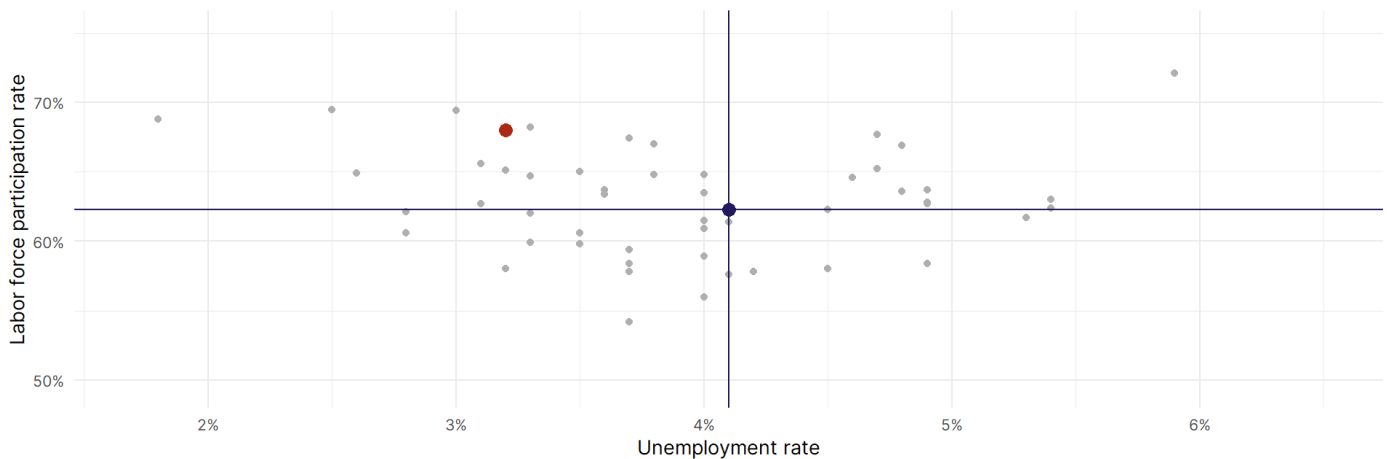
- The labor force participation rate in **Utah fell to 68 percent in June from 68.1 percent in the prior month.**
- **Utah ranks 6th** in the nation.
- The 10-year high for the labor force participation rate in Utah was **69.3 percent** occurring in September 2023, and the 10-year low was **67.5 percent** in April 2020.
- The national labor force participation rate **fell by 0.1 percentage points to 62.3 percent** in June.

Labor Force Participation Rate in Utah  
June 2022 to June 2025



Source: Bureau of Labor Statistics, data is seasonally adjusted

Unemployment and Labor Force Participation Rates by State  
June 2025



Source: Bureau of Labor Statistics, data is seasonally adjusted