



United States Congress

Joint Economic Committee

Est. 1946

Republicans

Representative David Schweikert, *Chairman*



Vermont Employment Update



April 2025 | Released May 21, 2025

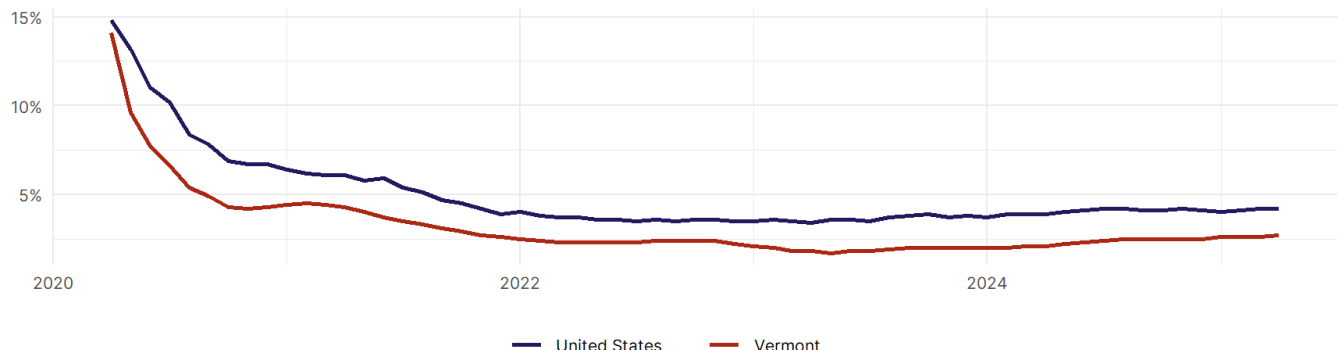
United States Employment Snapshot

- In April, among the 50 states and the District of Columbia **unemployment fell in 5, rose in 20, and remained unchanged in 26.**
- The highest unemployment rate was 5.8 percent in **District of Columbia**, and the lowest was 1.8 percent in **South Dakota**. Nationally, the unemployment rate remained unchanged in April.
- In April, **payroll jobs rose in 40 states and fell in 11.** The largest payroll job percent increase was 0.4 percent in **Mississippi**. The largest payroll job percent decline was 0.2 percent in **Vermont**.

Vermont Employment Snapshot

- In April, **Vermont lost 600 net payroll jobs** and the **unemployment rate rose by 0.1 percentage point to 2.7 percent.** In the prior month, Vermont added 1,100 net payroll jobs.
- Over the past 12 months, **Vermont added 2,700 net payroll jobs** and the **unemployment rate rose by 0.6 percentage points from 2.1 percent.**
- Nationally, nonfarm payrolls **rose by 177,000 in April, or 0.1 percent.** Vermont **is tied for 25th** in the nation for percentage gain in nonfarm payroll employment over the past 12 months.
- In April, **Vermont's private sector lost 700 net private payroll jobs**, and over the past 12 months it added 2,000 private payroll jobs. In the prior month, Vermont added 1,000 net private payroll jobs.
- In April, employment in Vermont **fell by 868**, and over the past 12 months it fell by 1,480.
- **Vermont's labor force participation rate fell to 65.1 percent** in April from 65.3 percent and **ranks 15th** in the nation. In the past 12 months, the labor force participation rate has fallen by 0.1 percentage points.

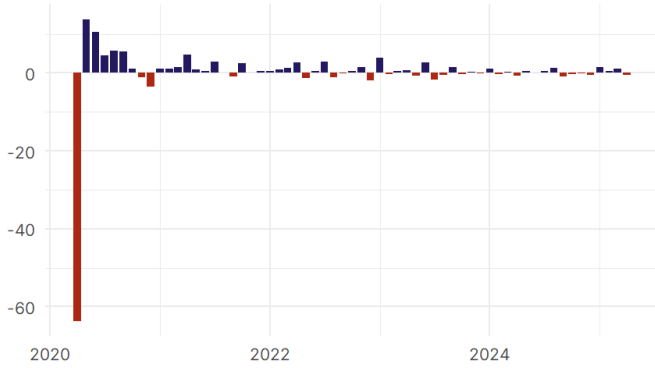
Vermont
Unemployment Rate



Source: Bureau of Labor Statistics, data is seasonally adjusted

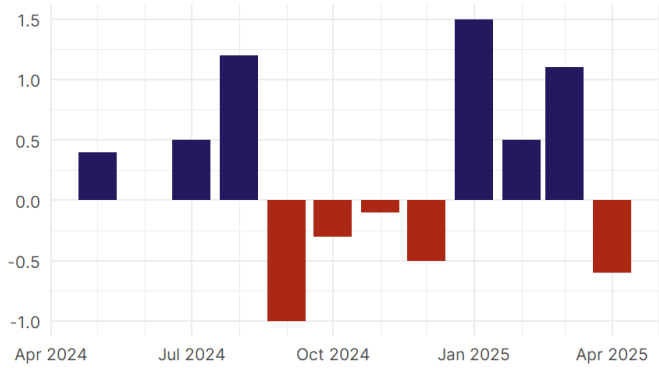
Vermont Payroll Employment

Vermont Nonfarm Payroll Jobs
Monthly change, past five years (thousands)



Source: Bureau of Labor Statistics, data is seasonally adjusted

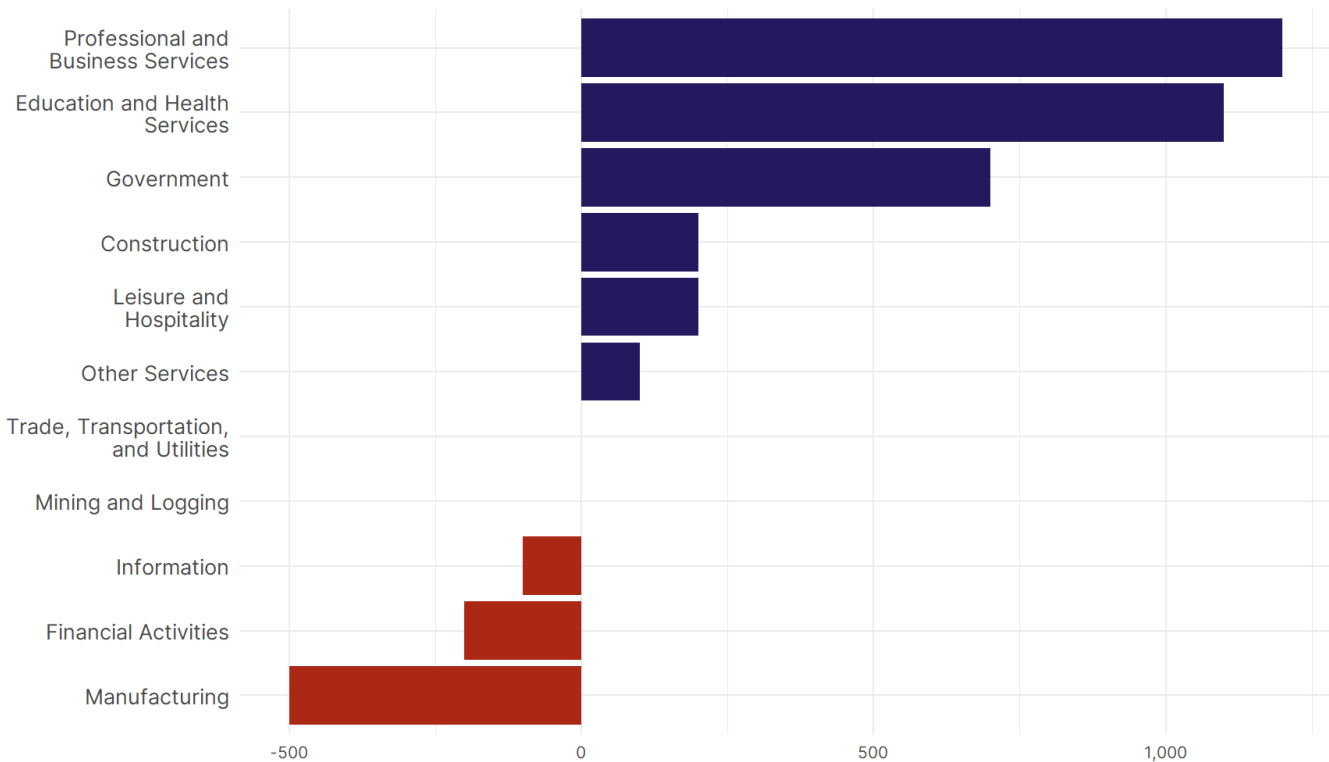
Vermont Nonfarm Payroll Jobs
Monthly change, past 12 months (thousands)



Source: Bureau of Labor Statistics, data is seasonally adjusted

- **Vermont lost 600 net payroll jobs, or -0.2 percent,** on a seasonally adjusted basis during April. In the prior month, Vermont added 1,100 jobs. Vermont nonfarm payroll employment has increased in **6 of the past 12 months.**
- Nationally, nonfarm payrolls **rose by 177,000 in April, or 0.1 percent.** Vermont is tied for 25th in the nation for percentage gain in nonfarm payroll employment over the past 12 months.
- **Vermont lost 700 private sector jobs, or -0.3 percent,** on a seasonally adjusted basis during April. In the prior month, Vermont added 1,000 jobs. Vermont private sector payroll employment has increased in **6 of the past 12 months.**
- Nationally, private sector payroll jobs **rose by 167,000 jobs in April, or 0.1 percent.** Vermont is tied for 26th in the nation for percentage gain in private sector payroll employment over the past 12 months.

Change in Vermont
Payroll Employment by Sector
over past 12 months



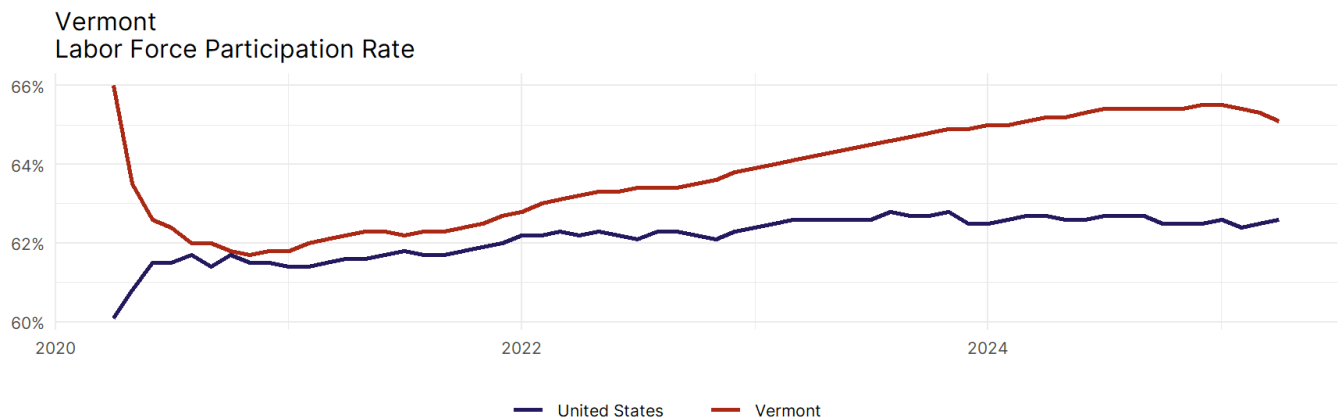
Source: Bureau of Labor Statistics, data is seasonally adjusted

- The best performing sectors on a seasonally adjusted basis during April were **Leisure and Hospitality (200)** and **Government (100)**.
- The poorest performing sectors during the month were **Trade, Transportation, and Utilities (-300)** and **Construction (-300)**.
- The best performing sectors during the last 12 months were **Professional and Business Services (1,200)** and **Education and Health Services (1,100)**.
- The poorest performing sectors during the last 12 months were **Financial Activities (-200)** and **Manufacturing (-500)**.

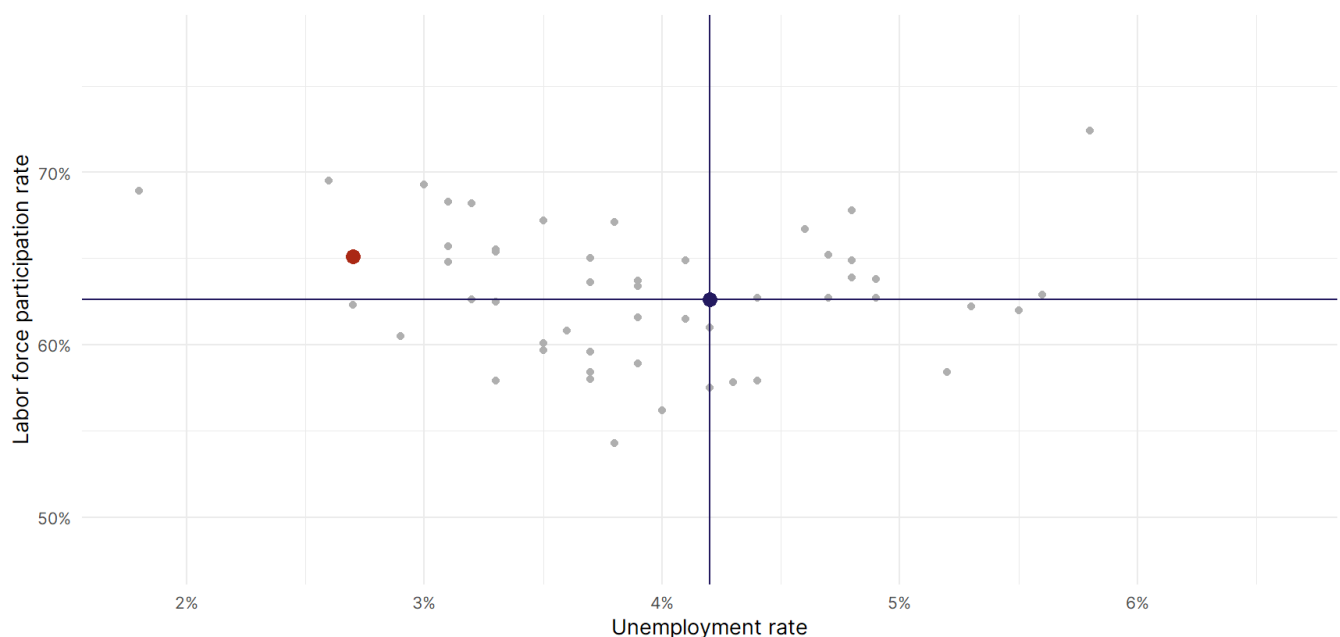
Vermont Labor Force

The labor force participation rate is the percentage of the civilian noninstitutionalized population age 16 and older who are employed or actively looking for work.

- The labor force participation rate in **Vermont fell to 65.1 percent in April from 65.3 percent in the prior month.**
- **Vermont ranks 15th** in the nation.
- The 10-year high for the labor force participation rate in Vermont was **67.6 percent** in April 2015, and the 10-year low was **61.7 percent** in November 2020.
- The national labor force participation rate **rose by 0.1 percentage points to 62.6 percent** in April.



Source: Bureau of Labor Statistics, data is seasonally adjusted



Source: Bureau of Labor Statistics, data is seasonally adjusted