



United States Congress

Joint Economic Committee

EST. 1946

Republicans

Representative David Schweikert, *Chairman*



Vermont Employment Update



June 2025 | Released July 18, 2025

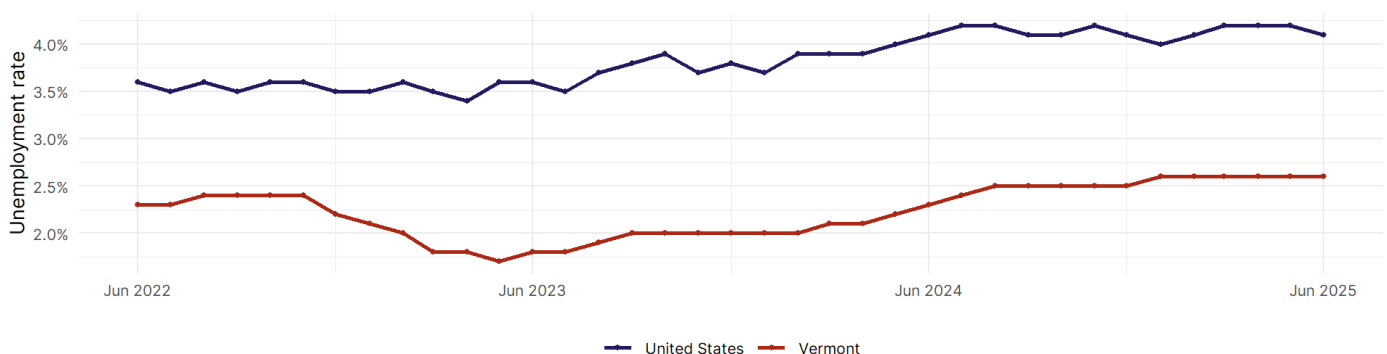
United States Employment Snapshot

- In June, among the 50 states and the District of Columbia **unemployment fell in 11, rose in 7, and remained unchanged in 33.**
- The highest unemployment rate was 5.9 percent in **District of Columbia**, and the lowest was 1.8 percent in **South Dakota**. Nationally, the unemployment rate fell by 0.1 percentage point to 4.1 percent.
- In June, **payroll jobs rose in 27 states and fell in 24.** The largest payroll job percent increase was 0.9 percent in **Alaska**. The largest payroll job percent decline was 0.5 percent in **Rhode Island**.

Vermont Employment Snapshot

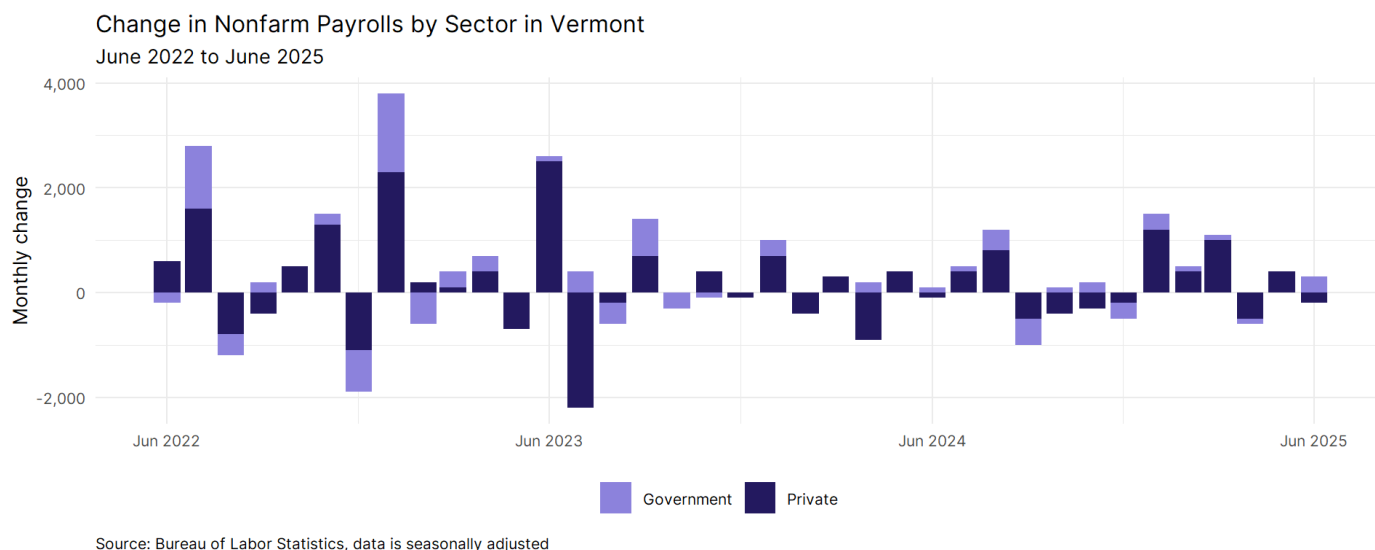
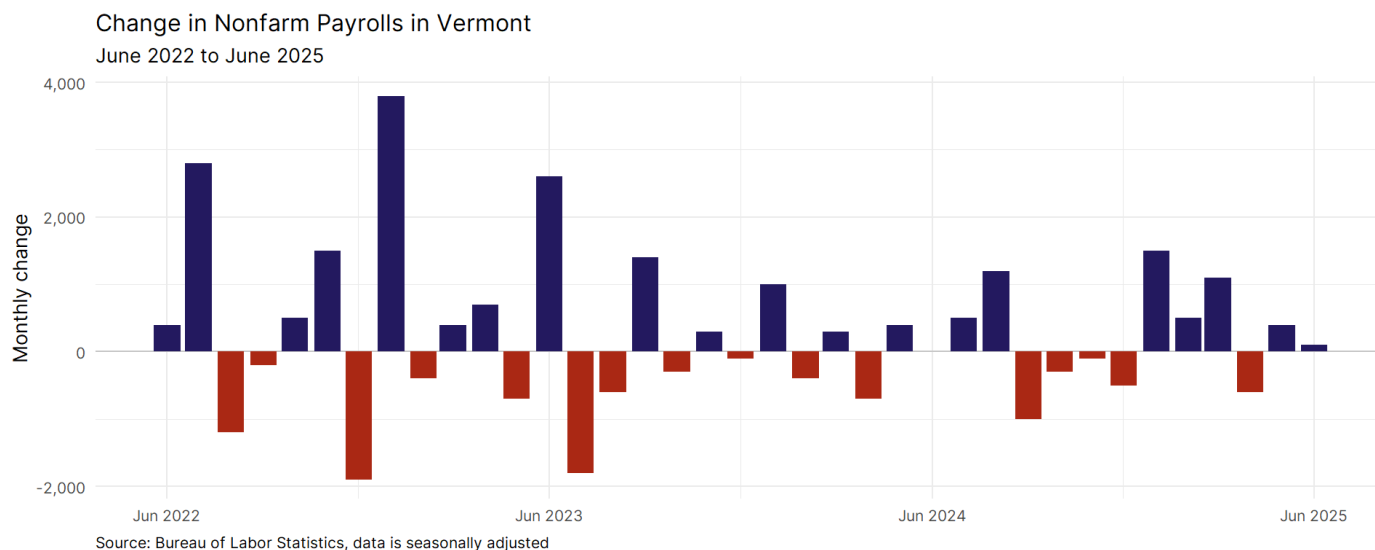
- In June, **Vermont added 100 net payroll jobs** and the **unemployment rate remained unchanged at 2.6 percent**. In the prior month, Vermont added 400 net payroll jobs.
- Over the past 12 months, **Vermont added 2,800 net payroll jobs** and the **unemployment rate rose by 0.3 percentage points from 2.3 percent**.
- Nationally, nonfarm payrolls **rose by 147,000 in June, or 0.1 percent**. Vermont **is tied for 23rd** in the nation for percentage gain in nonfarm payroll employment over the past 12 months.
- In June, **Vermont's private sector lost 200 net private payroll jobs**, and over the past 12 months it added 2,100 private payroll jobs. In the prior month, Vermont added 400 net private payroll jobs.
- In June, employment in Vermont **fell by 434**, and over the past 12 months it fell by 2,680.
- **Vermont's labor force participation rate fell to 64.9 percent** in June from 65 percent and **ranks 15th** in the nation. In the past 12 months, the labor force participation rate has fallen by 0.4 percentage points.

Unemployment Rate in Vermont
June 2022 to June 2025



Source: Bureau of Labor Statistics, data is seasonally adjusted

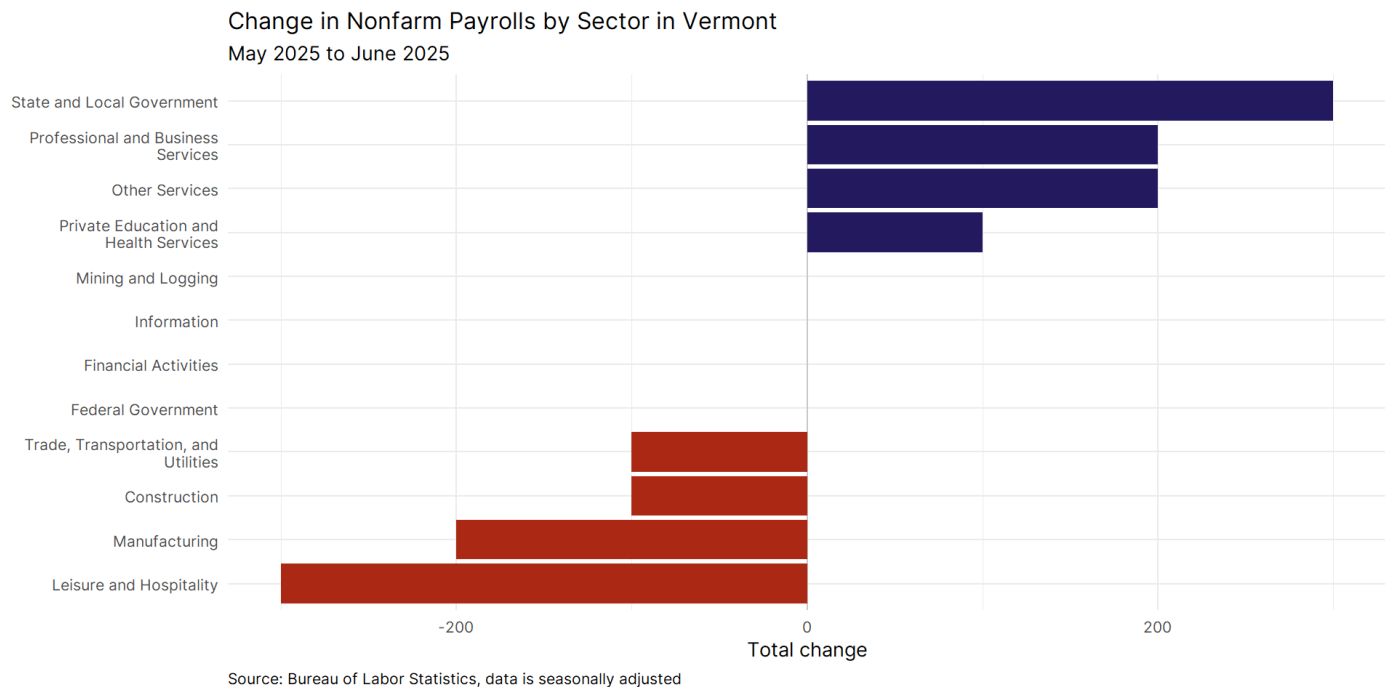
Vermont Payroll employment



- **Vermont added 100 net payroll jobs, or 0 percent**, on a seasonally adjusted basis during June. In the prior month, Vermont added 400 jobs. Vermont nonfarm payroll employment has increased in **7 of the past 12 months**.
- Nationally, nonfarm payrolls **rose by 147,000 in June, or 0.1 percent**. Vermont is tied for 23rd in the nation for percentage gain in nonfarm payroll employment over the past 12 months.
- **Vermont lost 200 private sector jobs, or -0.1 percent**, on a seasonally adjusted basis during June. In the prior month, Vermont added 400 jobs. Vermont private sector payroll employment has increased in **6 of the past 12 months**.
- Nationally, private sector payroll jobs **rose by 74,000 jobs in June, or 0.1 percent**. Vermont is tied for 22nd in the nation for percentage gain in private sector payroll employment over the past 12 months.

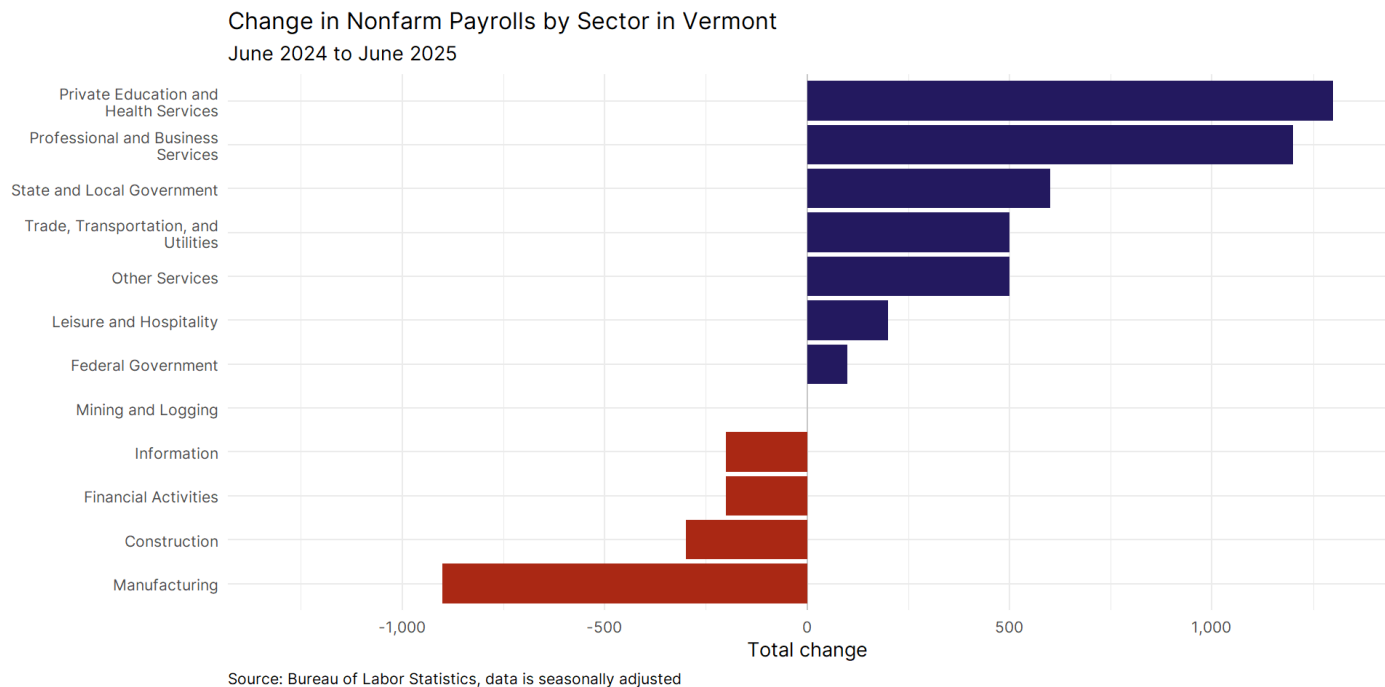
From May 2025 to June 2025:

- The best performing sectors were **State and Local Government** (+300) and **Professional and Business Services** (+200).
- The worst performing sectors were **Leisure and Hospitality** (-300) and **Manufacturing** (-200).



From June 2024 to June 2025:

- The best performing sectors were **Private Education and Health Services** (+1,300) and **Professional and Business Services** (+1,200).
- The worst performing sectors were **Manufacturing** (-900) and **Construction** (-300).

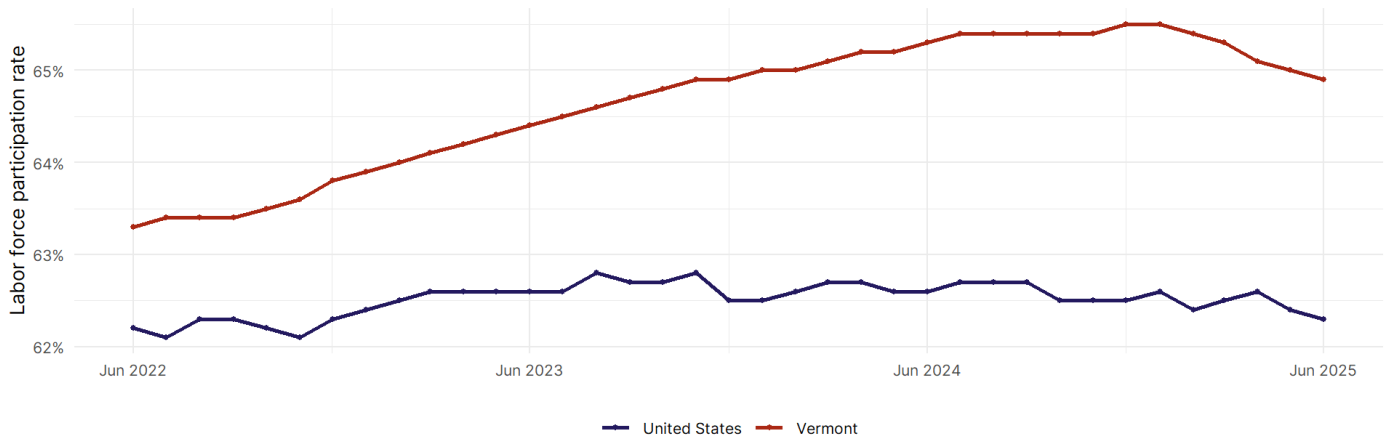


Vermont Labor force

The labor force participation rate is the percentage of the civilian noninstitutionalized population age 16 and older who are employed or actively looking for work.

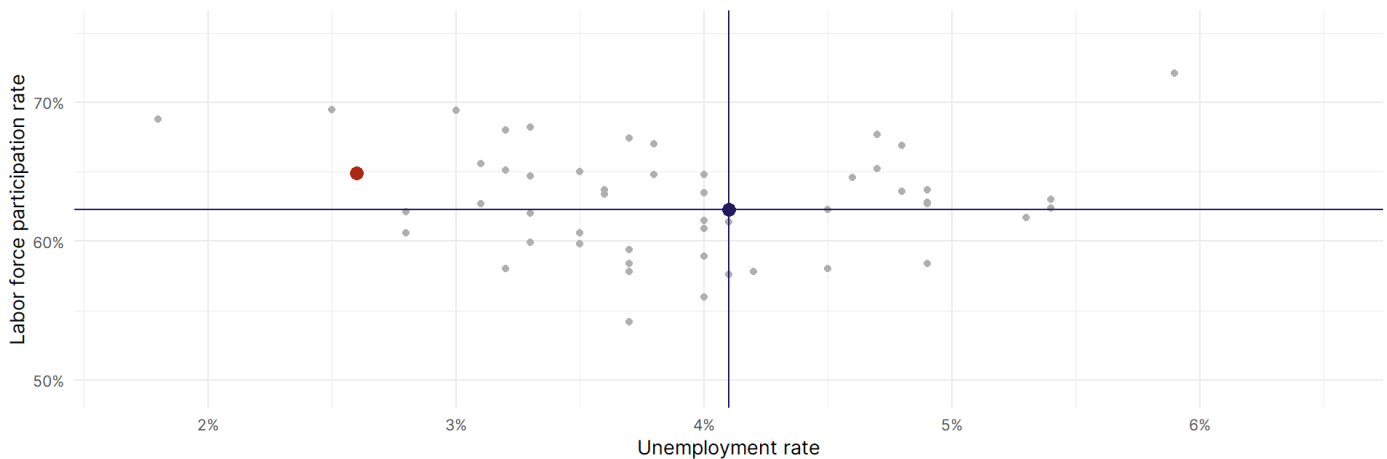
- The labor force participation rate in **Vermont fell to 64.9 percent in June from 65 percent in the prior month.**
- **Vermont ranks 15th** in the nation.
- The 10-year high for the labor force participation rate in Vermont was **67.3 percent** occurring in May 2017, and the 10-year low was **61.7 percent** in November 2020.
- The national labor force participation rate **fell by 0.1 percentage points to 62.3 percent** in June.

Labor Force Participation Rate in Vermont
June 2022 to June 2025



Source: Bureau of Labor Statistics, data is seasonally adjusted

Unemployment and Labor Force Participation Rates by State
June 2025



Source: Bureau of Labor Statistics, data is seasonally adjusted