



United States Congress

Joint Economic Committee

Est. 1946

Republicans

Representative David Schweikert, *Chairman*



Virginia Employment Update



April 2025 | Released May 21, 2025

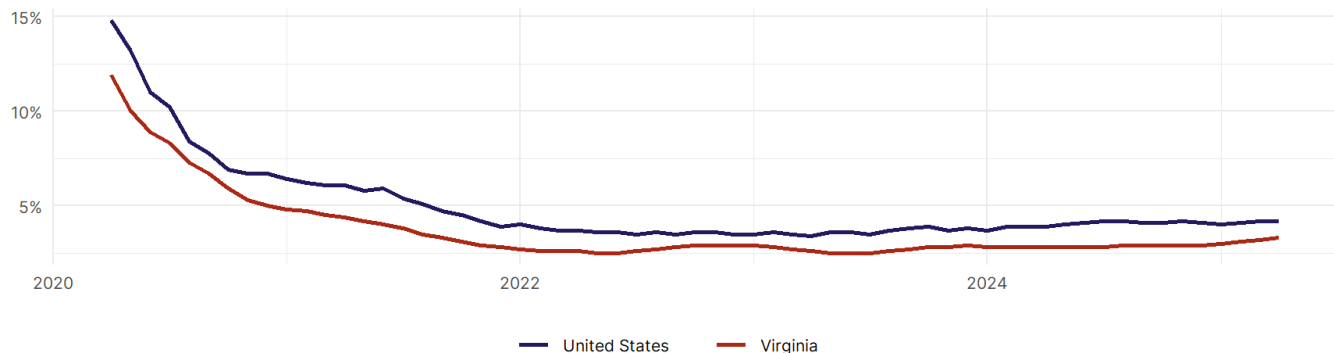
United States Employment Snapshot

- In April, among the 50 states and the District of Columbia **unemployment fell in 5, rose in 20, and remained unchanged in 26.**
- The highest unemployment rate was 5.8 percent in **District of Columbia**, and the lowest was 1.8 percent in **South Dakota**. Nationally, the unemployment rate remained unchanged in April.
- In April, **payroll jobs rose in 40 states and fell in 11.** The largest payroll job percent increase was 0.4 percent in **Mississippi**. The largest payroll job percent decline was 0.2 percent in **Vermont**.

Virginia Employment Snapshot

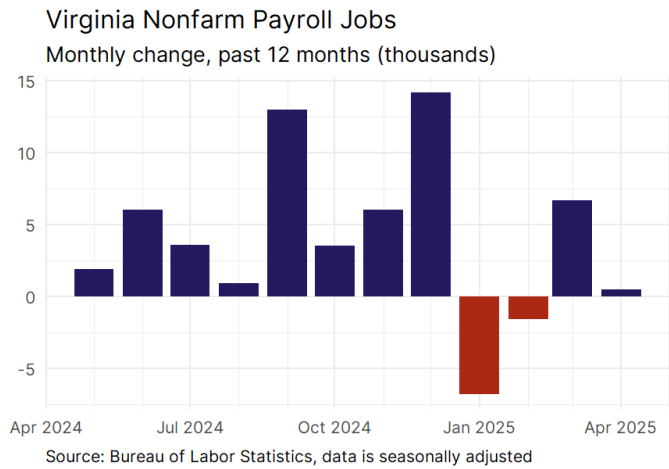
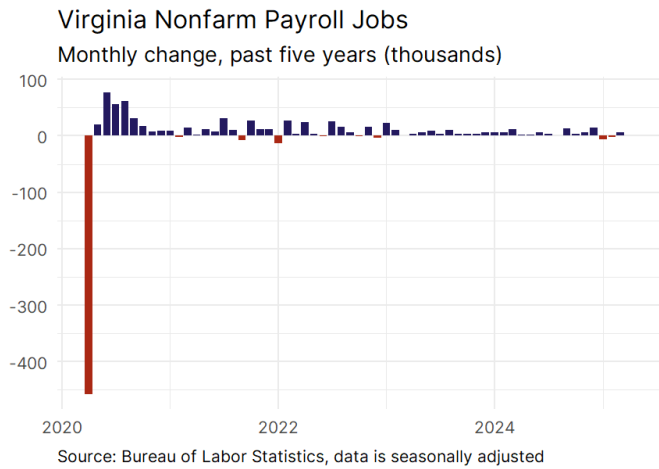
- In April, **Virginia added 500 net payroll jobs** and the **unemployment rate rose by 0.1 percentage point to 3.3 percent.** In the prior month, Virginia added 6,700 net payroll jobs.
- Over the past 12 months, **Virginia added 47,900 net payroll jobs** and the **unemployment rate rose by 0.5 percentage points from 2.8 percent.**
- Nationally, nonfarm payrolls **rose by 177,000 in April, or 0.1 percent.** Virginia **is tied for 20th** in the nation for percentage gain in nonfarm payroll employment over the past 12 months.
- In April, **Virginia's private sector added 1,100 net private payroll jobs**, and over the past 12 months it added 35,600 private payroll jobs. In the prior month, Virginia added 9,100 net private payroll jobs.
- In April, employment in Virginia **fell by 13,845**, and over the past 12 months it fell by 23,491.
- **Virginia's labor force participation rate fell to 65.4 percent** in April from 65.5 percent and **ranks 13th** in the nation. In the past 12 months, the labor force participation rate has fallen by 0.6 percentage points.

Virginia
Unemployment Rate

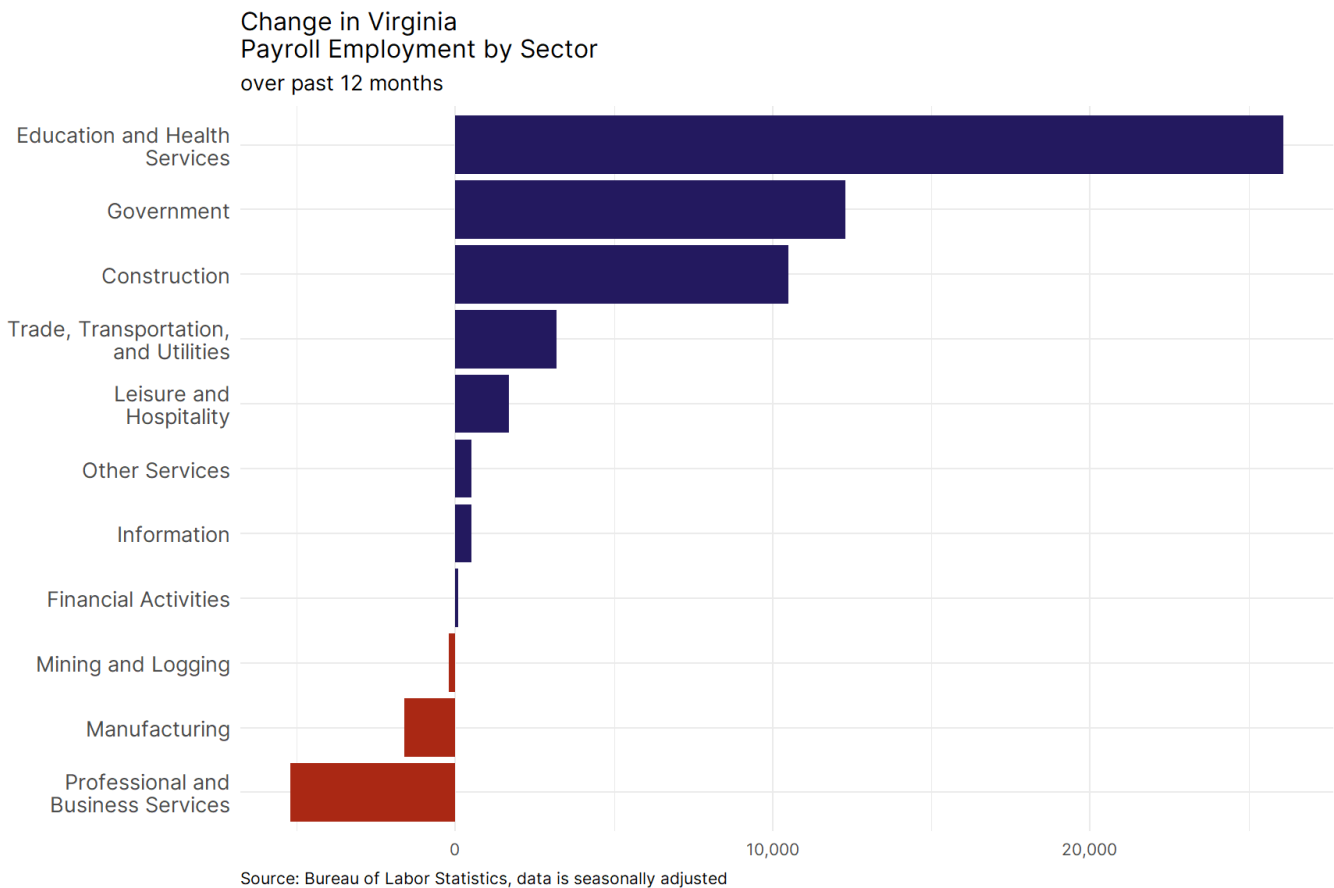


Source: Bureau of Labor Statistics, data is seasonally adjusted

Virginia Payroll Employment



- **Virginia added 500 net payroll jobs, or 0 percent,** on a seasonally adjusted basis during April. In the prior month, Virginia added 6,700 jobs. Virginia nonfarm payroll employment has increased in **10 of the past 12 months.**
- Nationally, nonfarm payrolls **rose by 177,000 in April, or 0.1 percent.** Virginia is tied for 20th in the nation for percentage gain in nonfarm payroll employment over the past 12 months.
- **Virginia added 1,100 private sector jobs, or 0 percent,** on a seasonally adjusted basis during April. In the prior month, Virginia added 9,100 jobs. Virginia private sector payroll employment has increased in **9 of the past 12 months.**
- Nationally, private sector payroll jobs **rose by 167,000 jobs in April, or 0.1 percent.** Virginia ranks 21st in the nation for percentage gain in private sector payroll employment over the past 12 months.



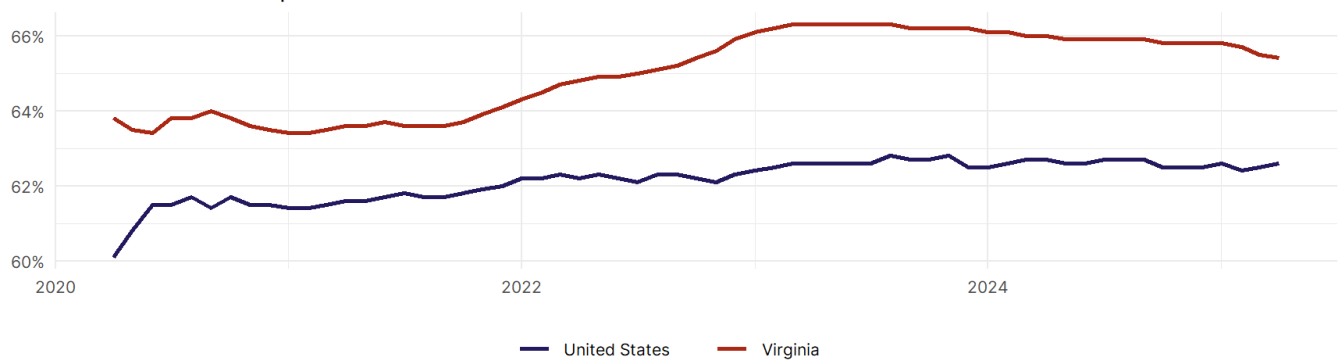
- The best performing sectors on a seasonally adjusted basis during April were **Construction (4,300)** and **Leisure and Hospitality (700)**.
- The poorest performing sectors during the month were **Professional and Business Services (-1,300)** and **Manufacturing (-1,300)**.
- The best performing sectors during the last 12 months were **Education and Health Services (26,100)** and **Government (12,300)**.
- The poorest performing sectors during the last 12 months were **Manufacturing (-1,600)** and **Professional and Business Services (-5,200)**.

Virginia Labor Force

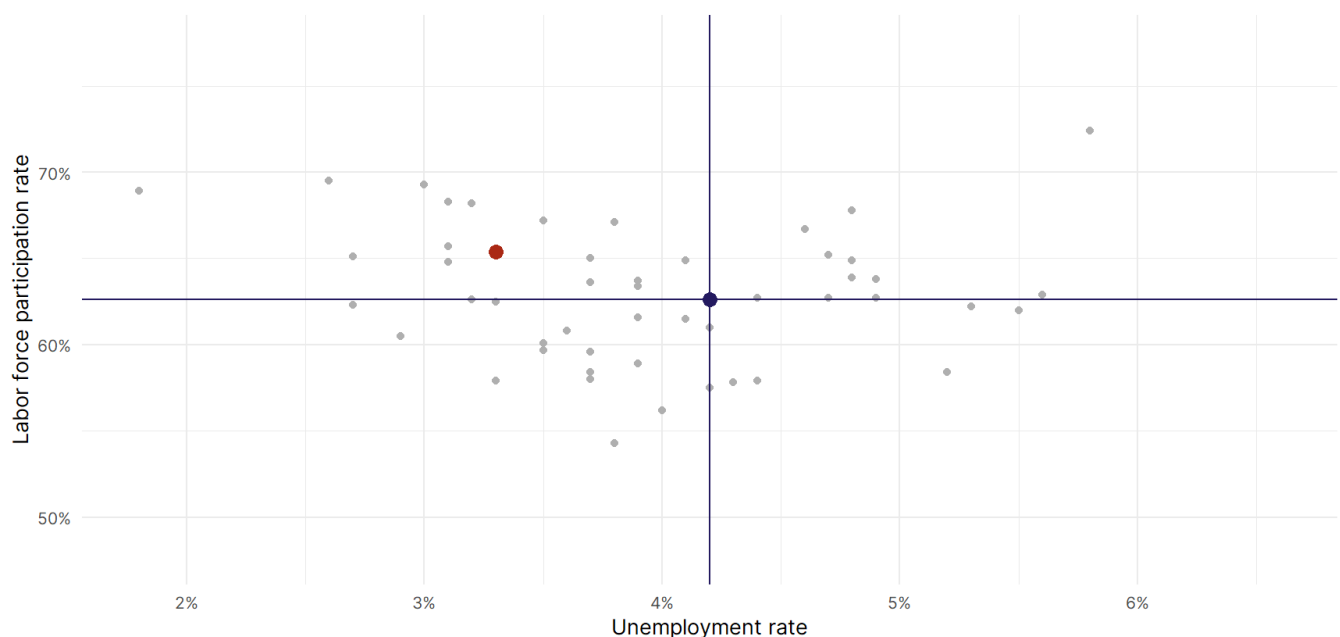
The labor force participation rate is the percentage of the civilian noninstitutionalized population age 16 and older who are employed or actively looking for work.

- The labor force participation rate in **Virginia fell to 65.4 percent in April from 65.5 percent in the prior month.**
- **Virginia ranks 13th** in the nation.
- The 10-year high for the labor force participation rate in Virginia was **66.3 percent** occurring in August 2023, and the 10-year low was **63.4 percent** occurring in February 2021.
- The national labor force participation rate **rose by 0.1 percentage points to 62.6 percent** in April.

Virginia
Labor Force Participation Rate



Source: Bureau of Labor Statistics, data is seasonally adjusted



Source: Bureau of Labor Statistics, data is seasonally adjusted