



United States Congress

Joint Economic Committee

Est. 1946

Republicans

Representative David Schweikert, *Chairman*



Wisconsin Employment Update



April 2025 | Released May 21, 2025

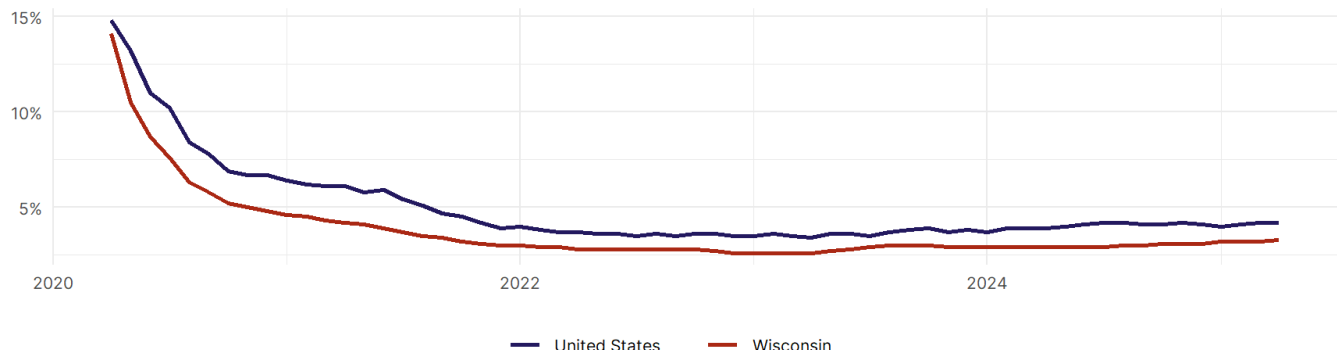
United States Employment Snapshot

- In April, among the 50 states and the District of Columbia **unemployment fell in 5, rose in 20, and remained unchanged in 26.**
- The highest unemployment rate was 5.8 percent in **District of Columbia**, and the lowest was 1.8 percent in **South Dakota**. Nationally, the unemployment rate remained unchanged in April.
- In April, **payroll jobs rose in 40 states and fell in 11.** The largest payroll job percent increase was 0.4 percent in **Mississippi**. The largest payroll job percent decline was 0.2 percent in **Vermont**.

Wisconsin Employment Snapshot

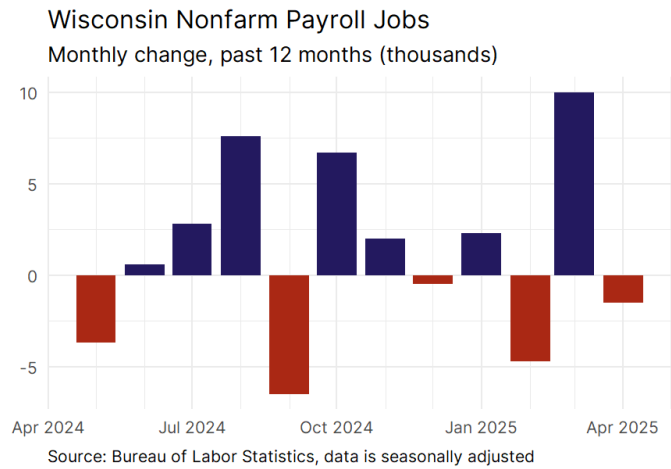
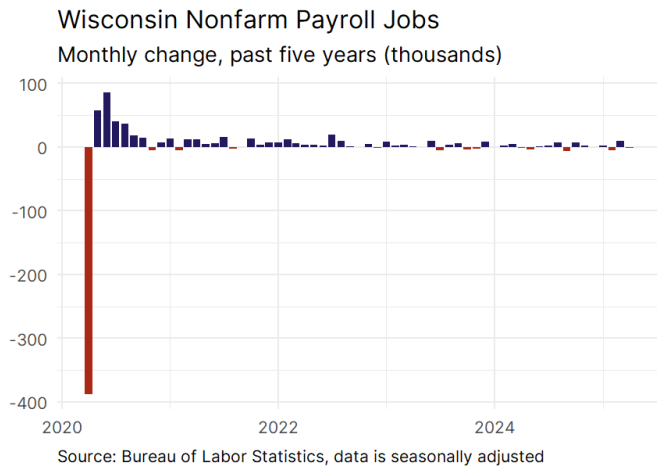
- In April, **Wisconsin lost 1,500 net payroll jobs** and the **unemployment rate rose by 0.1 percentage point to 3.3 percent.** In the prior month, Wisconsin added 10,000 net payroll jobs.
- Over the past 12 months, **Wisconsin added 15,100 net payroll jobs** and the **unemployment rate rose by 0.4 percentage points from 2.9 percent.**
- Nationally, nonfarm payrolls **rose by 177,000 in April, or 0.1 percent.** Wisconsin **is tied for 41st** in the nation for percentage gain in nonfarm payroll employment over the past 12 months.
- In April, **Wisconsin's private sector lost 1,900 net private payroll jobs**, and over the past 12 months it added 15,600 private payroll jobs. In the prior month, Wisconsin added 11,400 net private payroll jobs.
- In April, employment in Wisconsin **fell by 5,410**, and over the past 12 months it fell by 9,872.
- **Wisconsin's labor force participation rate fell to 65.5 percent** in April from 65.6 percent and **ranks 12th** in the nation. In the past 12 months, the labor force participation rate has fallen by 0.4 percentage points.

Wisconsin
Unemployment Rate

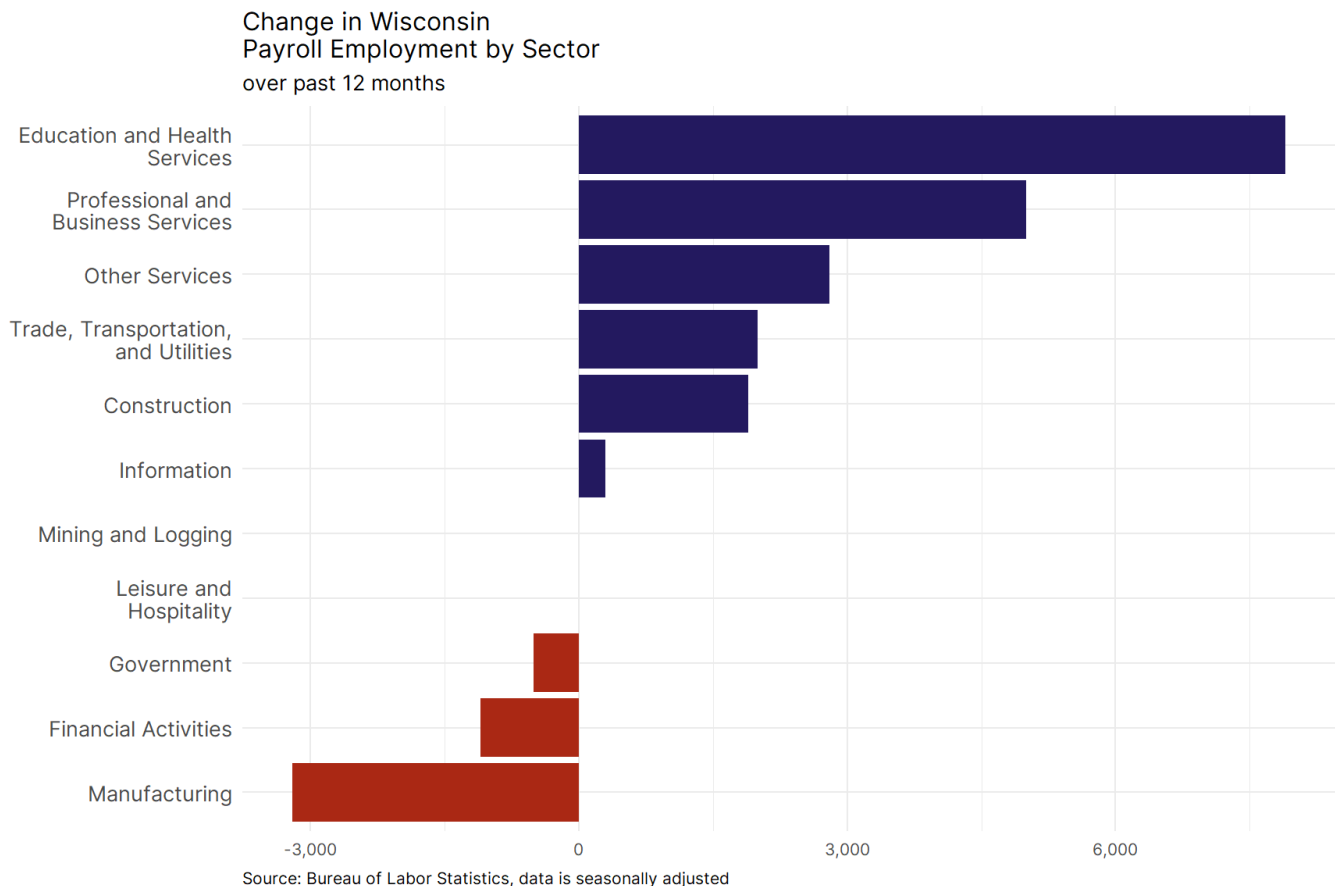


Source: Bureau of Labor Statistics, data is seasonally adjusted

Wisconsin Payroll Employment



- **Wisconsin lost 1,500 net payroll jobs, or 0 percent**, on a seasonally adjusted basis during April. In the prior month, Wisconsin added 10,000 jobs. Wisconsin nonfarm payroll employment has increased in **7 of the past 12 months**.
- Nationally, nonfarm payrolls **rose by 177,000 in April, or 0.1 percent**. Wisconsin is tied for 41st in the nation for percentage gain in nonfarm payroll employment over the past 12 months.
- **Wisconsin lost 1,900 private sector jobs, or -0.1 percent**, on a seasonally adjusted basis during April. In the prior month, Wisconsin added 11,400 jobs. Wisconsin private sector payroll employment has increased in **5 of the past 12 months**.
- Nationally, private sector payroll jobs **rose by 167,000 jobs in April, or 0.1 percent**. Wisconsin is tied for 35th in the nation for percentage gain in private sector payroll employment over the past 12 months.

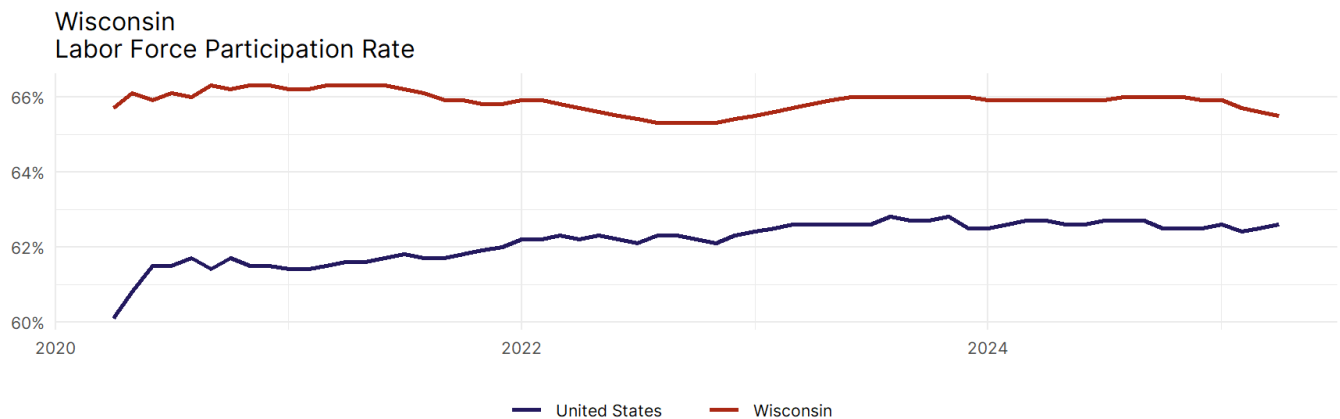


- The best performing sectors on a seasonally adjusted basis during April were **Manufacturing (2,400)** and **Government (400)**.
- The poorest performing sectors during the month were **Education and Health Services (-700)** and **Professional and Business Services (-2,000)**.
- The best performing sectors during the last 12 months were **Education and Health Services (7,900)** and **Professional and Business Services (5,000)**.
- The poorest performing sectors during the last 12 months were **Financial Activities (-1,100)** and **Manufacturing (-3,200)**.

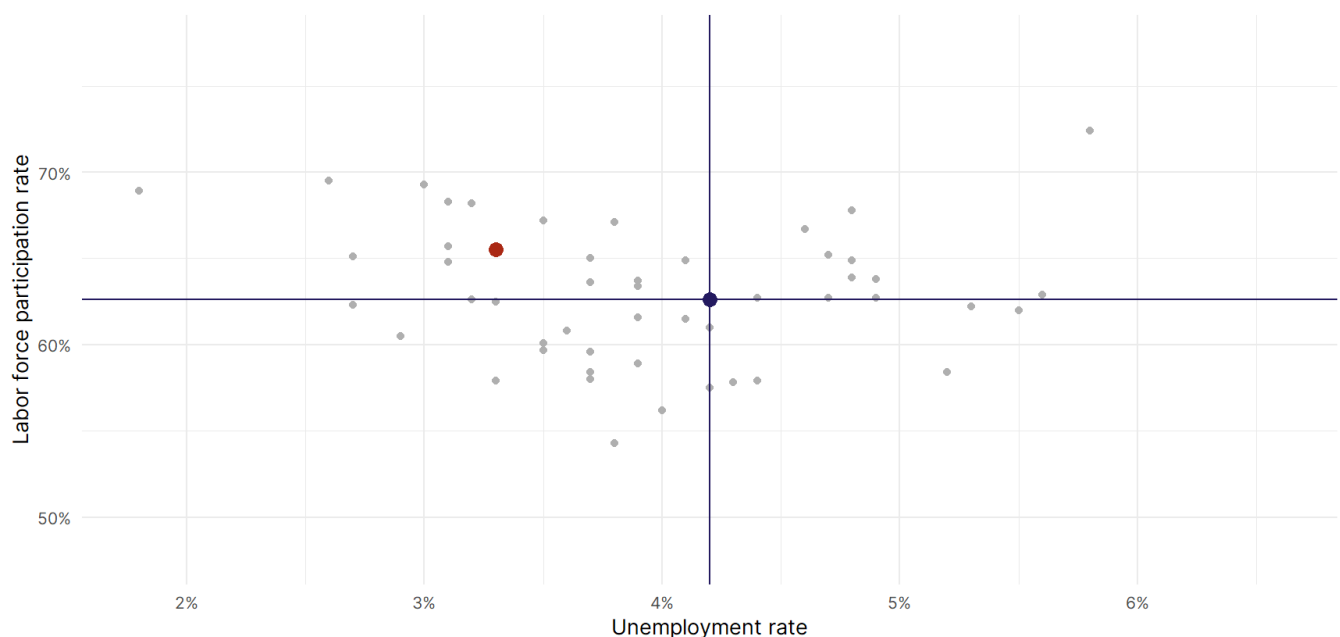
Wisconsin Labor Force

The labor force participation rate is the percentage of the civilian noninstitutionalized population age 16 and older who are employed or actively looking for work.

- The labor force participation rate in **Wisconsin fell to 65.5 percent in April from 65.6 percent in the prior month**.
- **Wisconsin ranks 12th** in the nation.
- The 10-year high for the labor force participation rate in Wisconsin was **68.2 percent** occurring in August 2017, and the 10-year low was **65.3 percent** occurring in November 2022.
- The national labor force participation rate **rose by 0.1 percentage points to 62.6 percent** in April.



Source: Bureau of Labor Statistics, data is seasonally adjusted



Source: Bureau of Labor Statistics, data is seasonally adjusted