



United States Congress

Joint Economic Committee

EST. 1946

Republicans

Representative David Schweikert, *Chairman*



Wyoming Employment Update



June 2025 | Released July 18, 2025

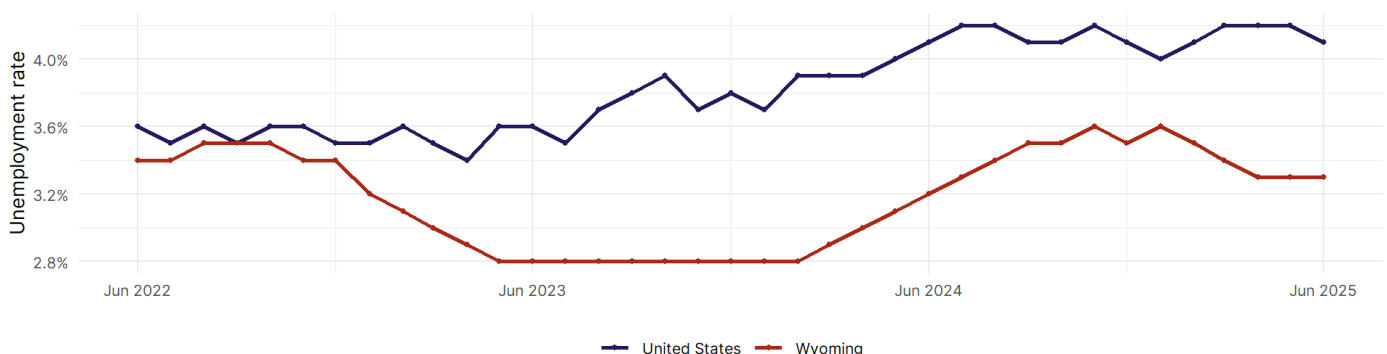
United States Employment Snapshot

- In June, among the 50 states and the District of Columbia **unemployment fell in 11, rose in 7, and remained unchanged in 33.**
- The highest unemployment rate was 5.9 percent in **District of Columbia**, and the lowest was 1.8 percent in **South Dakota**. Nationally, the unemployment rate fell by 0.1 percentage point to 4.1 percent.
- In June, **payroll jobs rose in 27 states and fell in 24.** The largest payroll job percent increase was 0.9 percent in **Alaska**. The largest payroll job percent decline was 0.5 percent in **Rhode Island**.

Wyoming Employment Snapshot

- In June, **Wyoming added 500 net payroll jobs** and the **unemployment rate remained unchanged at 3.3 percent.** In the prior month, Wyoming added 800 net payroll jobs.
- Over the past 12 months, **Wyoming added 4,800 net payroll jobs** and the **unemployment rate rose by 0.1 percentage point from 3.2 percent.**
- Nationally, nonfarm payrolls **rose by 147,000 in June, or 0.1 percent.** Wyoming is **tied for 8th** in the nation for percentage gain in nonfarm payroll employment over the past 12 months.
- In June, **Wyoming's private sector remained unchanged with 0 net private payroll jobs**, and over the past 12 months it added 3,500 private payroll jobs. In the prior month, Wyoming added 700 net private payroll jobs.
- In June, employment in Wyoming **fell by 1,198**, and over the past 12 months it fell by 4,993.
- **Wyoming's labor force participation rate fell to 62 percent** in June from 62.2 percent and **ranks 32nd** in the nation. In the past 12 months, the labor force participation rate has fallen by 1.5 percentage points.

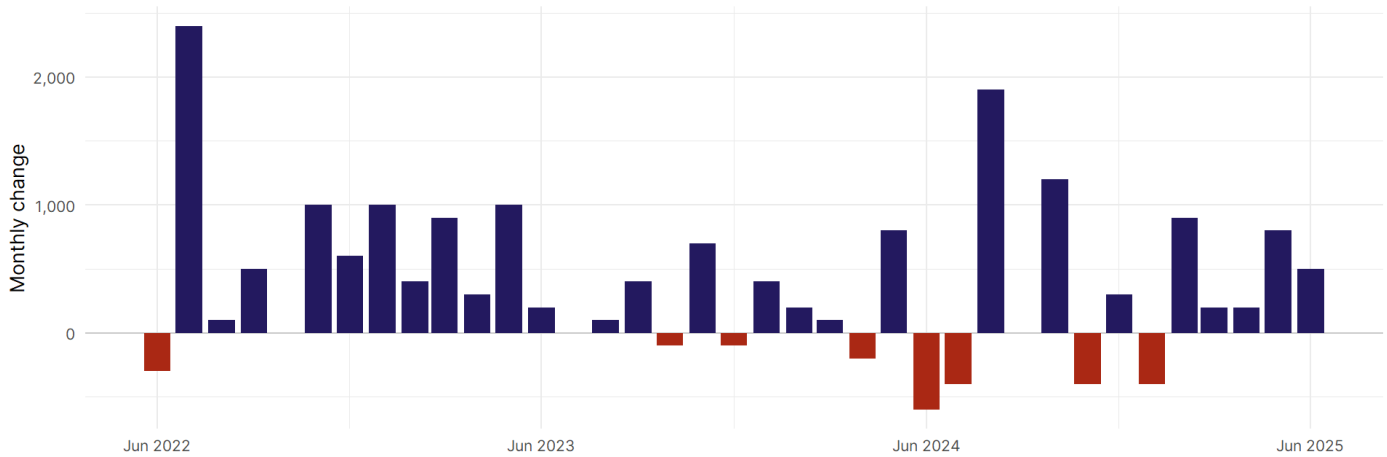
Unemployment Rate in Wyoming
June 2022 to June 2025



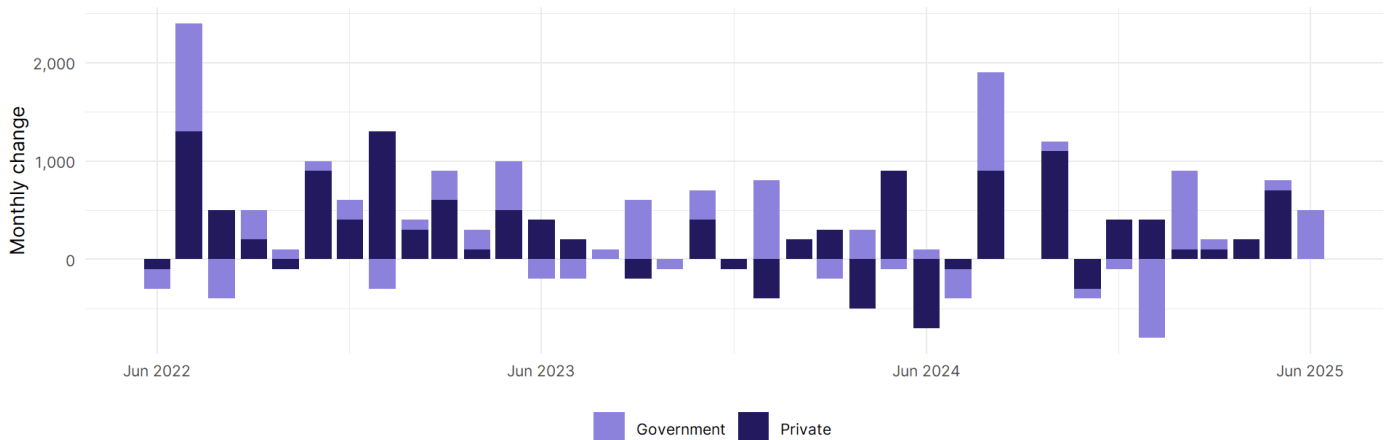
Source: Bureau of Labor Statistics, data is seasonally adjusted

Wyoming Payroll employment

Change in Nonfarm Payrolls in Wyoming
June 2022 to June 2025



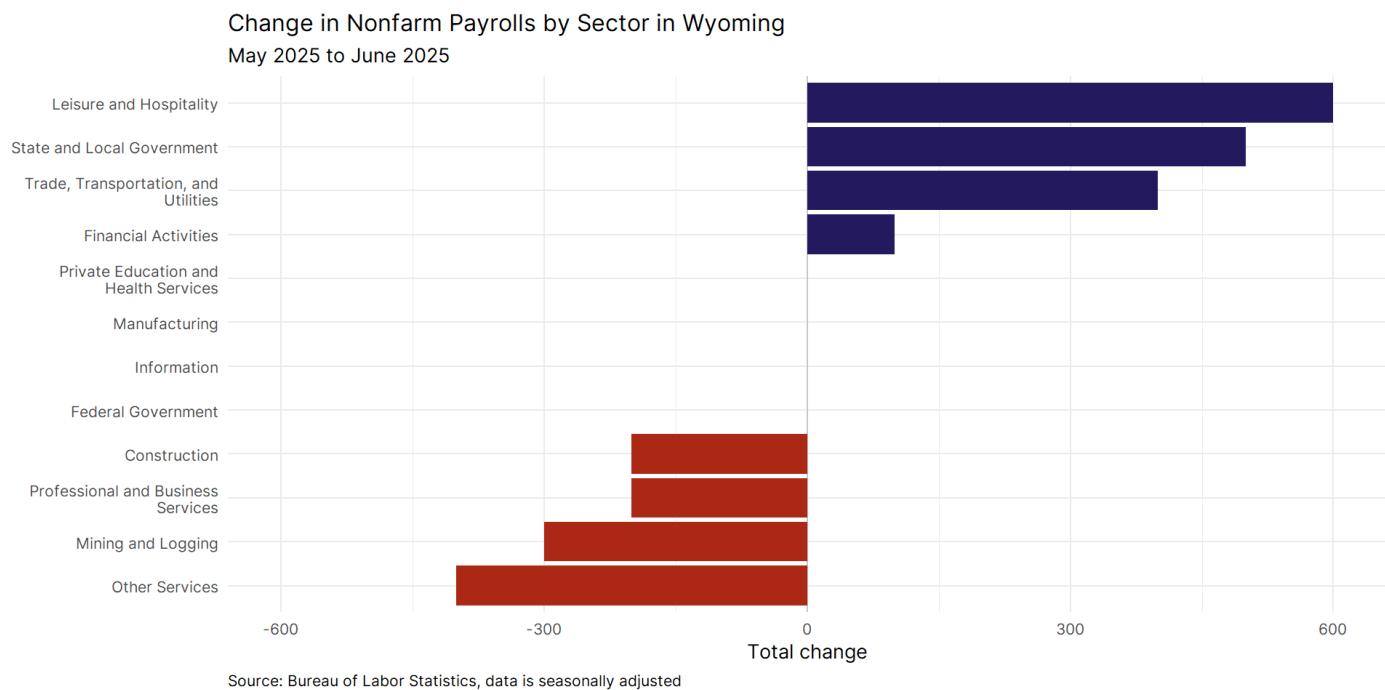
Change in Nonfarm Payrolls by Sector in Wyoming
June 2022 to June 2025



- **Wyoming added 500 net payroll jobs, or 0.2 percent,** on a seasonally adjusted basis during June. In the prior month, Wyoming added 800 jobs. Wyoming nonfarm payroll employment has increased in **8 of the past 12 months**.
- Nationally, nonfarm payrolls **rose by 147,000 in June, or 0.1 percent**. Wyoming is tied for 8th in the nation for percentage gain in nonfarm payroll employment over the past 12 months.
- **Wyoming remained unchanged with 0 private sector jobs, or 0 percent,** on a seasonally adjusted basis during June. In the prior month, Wyoming added 700 jobs. Wyoming private sector payroll employment has increased in **8 of the past 12 months**.
- Nationally, private sector payroll jobs **rose by 74,000 jobs in June, or 0.1 percent**. Wyoming is tied for 7th in the nation for percentage gain in private sector payroll employment over the past 12 months.

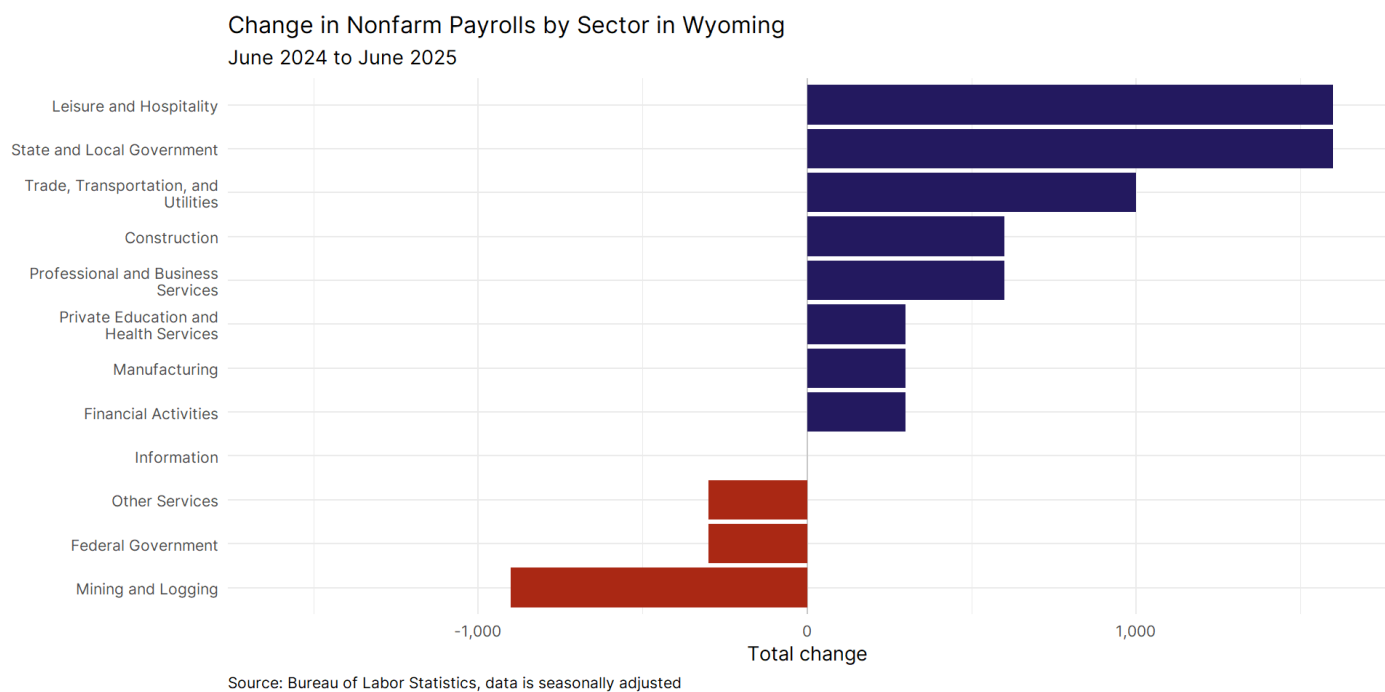
From May 2025 to June 2025:

- The best performing sectors were **Leisure and Hospitality** (+600) and **State and Local Government** (+500).
- The worst performing sectors were **Other Services** (-400) and **Mining and Logging** (-300).



From June 2024 to June 2025:

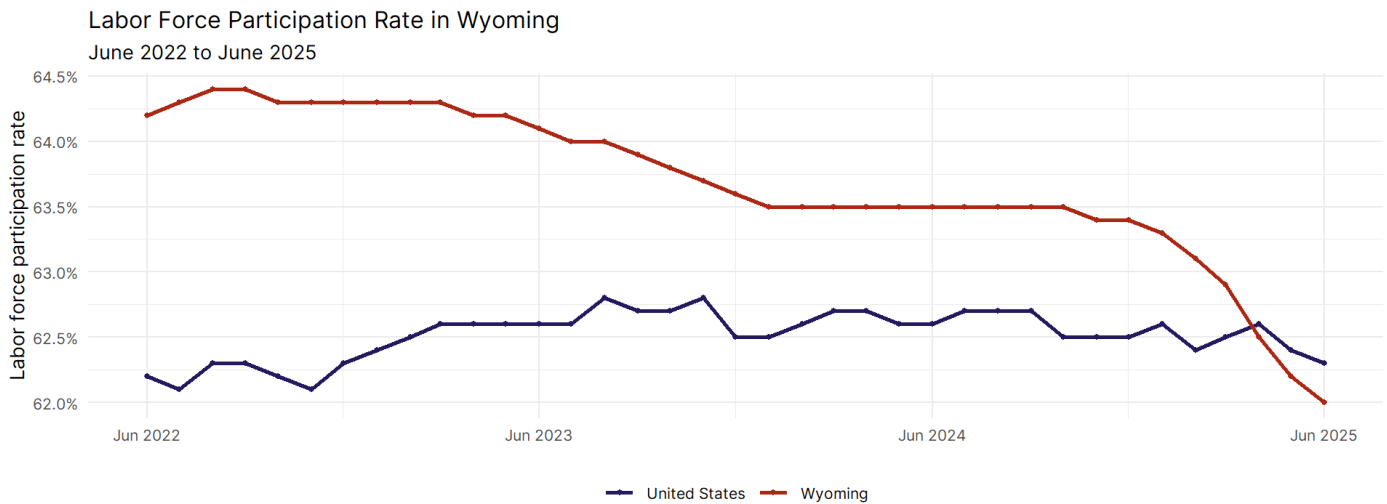
- The best performing sectors were **Leisure and Hospitality** (+1,600) and **State and Local Government** (+1,600).
- The worst performing sectors were **Mining and Logging** (-900) and **Federal Government** (-300).



Wyoming Labor force

The labor force participation rate is the percentage of the civilian noninstitutionalized population age 16 and older who are employed or actively looking for work.

- The labor force participation rate in **Wyoming fell to 62 percent in June from 62.2 percent in the prior month.**
- **Wyoming ranks 32nd** in the nation.
- The 10-year high for the labor force participation rate in Wyoming was **67.1 percent** in March 2016, and the 10-year low was **62 percent** in June 2025.
- The national labor force participation rate **fell by 0.1 percentage points to 62.3 percent** in June.



Source: Bureau of Labor Statistics, data is seasonally adjusted

