



United States Congress

Joint Economic Committee

Est. 1946

Republicans

Representative David Schweikert, *Vice Chairman*



Alabama

Inflation Report



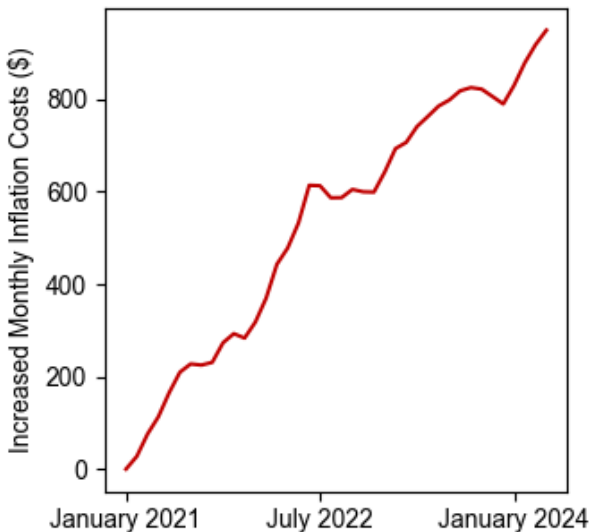
April 2024

Summary

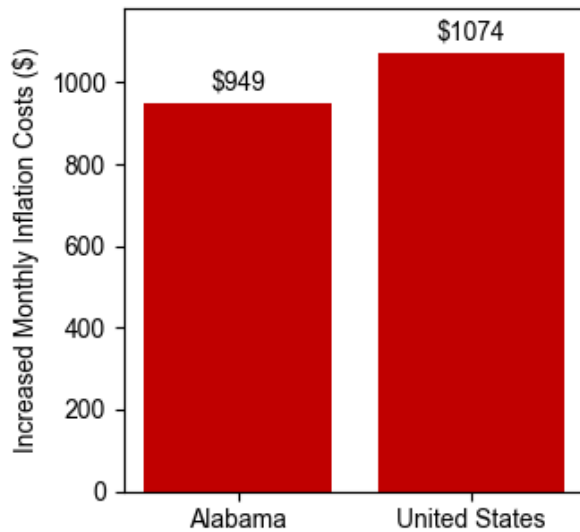
Using the **April 2024** [Consumer Price Index](#) data release by the Bureau of Labor Statistics, the Joint Economic Committee (JEC) [State Inflation Tracker](#) estimates that the average household in **Alabama** is paying **\$949** more per month to purchase the same basket of goods and services as in January 2021.

Cumulatively, the average **Alabama** household has spent **\$21,247** more due to inflation since January 2021.

Increased Monthly Inflation Costs Since January 2021



Alabama ranks 38th for Increased Monthly Inflation Costs



Breakdown

The Census Division where **Alabama** is located has seen cumulative inflation of **20.7 percent** since January 2021. This is **0.9 percentage points higher** than the national cumulative inflation since January 2021 of **19.9 percent**.

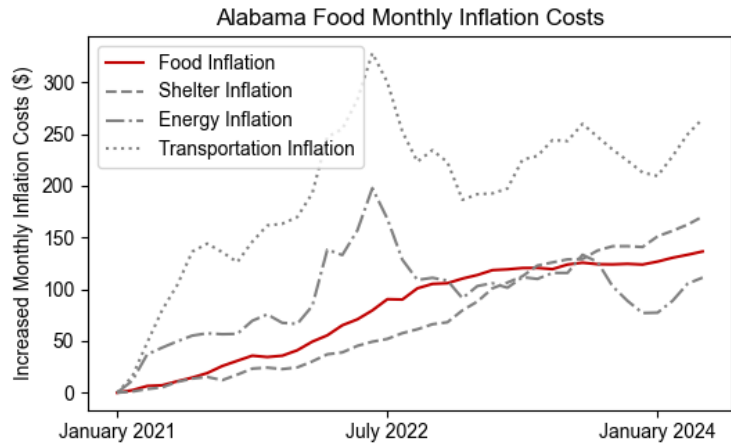
Compared to one year earlier, the average **Alabama** households needs to spend **\$208** more per month to maintain the same standard of living.

The JEC Inflation Tracker breaks down the increased cost to the average household in **Alabama** relative to January 2021 into four essential spending categories below:

Household Food Expenses

Compared to January 2021, the average household in **Alabama** is spending **\$136** more on food per month. This is **\$16 more** each month than one year ago.

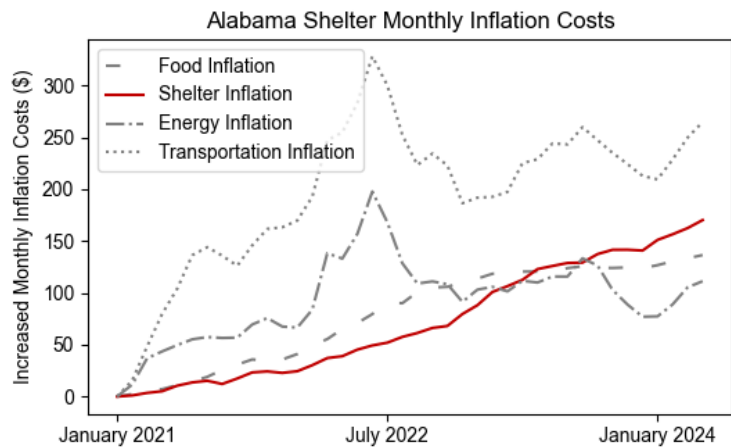
Cumulatively, the average household in **Alabama** has spent **\$3,170** more on food due to inflation since January 2021.



Household Shelter Expenses

Compared to January 2021, the average household in **Alabama** is spending **\$170** more on shelter per month. This is **\$57 more** each month than one year ago.

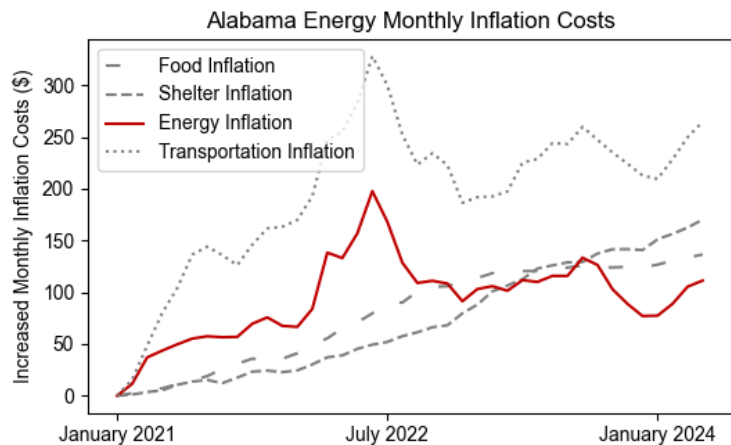
Cumulatively, the average household in **Alabama** has spent **\$2,874** more on shelter due to inflation since January 2021.



Household Energy Expenses

Compared to January 2021, the average household in **Alabama** is spending **\$111** more on energy per month. This is **\$0 more** each month than one year ago.

Cumulatively, the average household in **Alabama** has spent **\$3,745** more on energy due to inflation since January 2021.



Household Transportation Expenses

Compared to January 2021, the average household in **Alabama** is spending **\$264** more on transportation per month. This is **\$39 more** each month than one year ago.

Cumulatively, the average household in **Alabama** has spent **\$7,809** more on transportation due to inflation since January 2021.

