



Alaska

Inflation Report



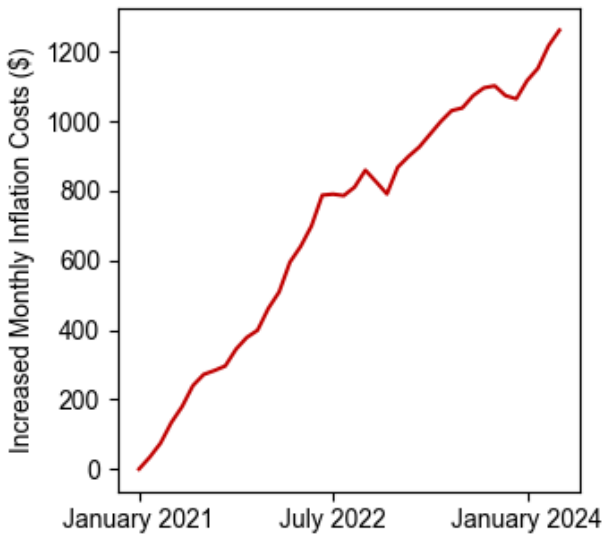
April 2024

Summary

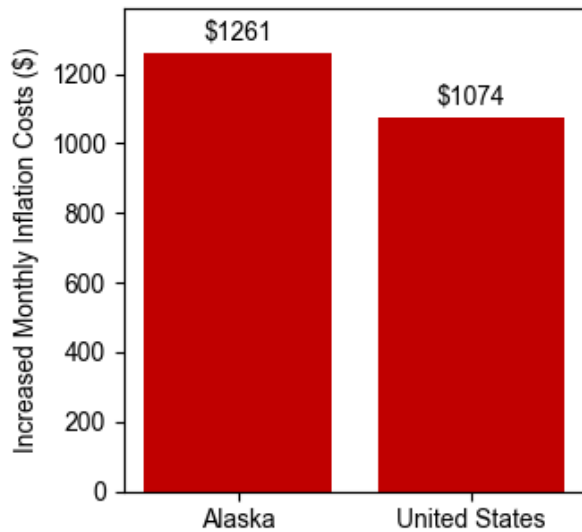
Using the **April 2024** [Consumer Price Index](#) data release by the Bureau of Labor Statistics, the Joint Economic Committee (JEC) [State Inflation Tracker](#) estimates that the average household in **Alaska** is paying **\$1,261** more per month to purchase the same basket of goods and services as in January 2021.

Cumulatively, the average **Alaska** household has spent **\$28,075** more due to inflation since January 2021.

Increased Monthly Inflation Costs Since January 2021



Alaska ranks 5th for Increased Monthly Inflation Costs



Breakdown

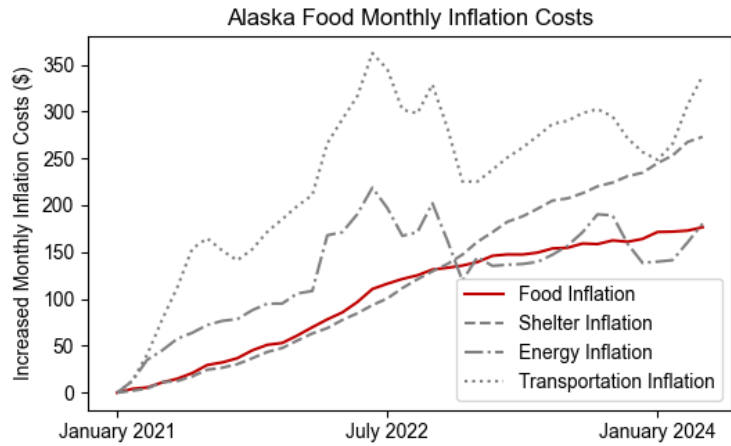
The Census Division where **Alaska** is located has seen cumulative inflation of **19.9 percent** since January 2021. This is **0.0 percentage points higher** than the national cumulative inflation since January 2021 of **19.9 percent**.

Compared to one year earlier, the average **Alaska** households needs to spend **\$299** more per month to maintain the same standard of living.

The JEC Inflation Tracker breaks down the increased cost to the average household in **Alaska** relative to January 2021 into four essential spending categories below:

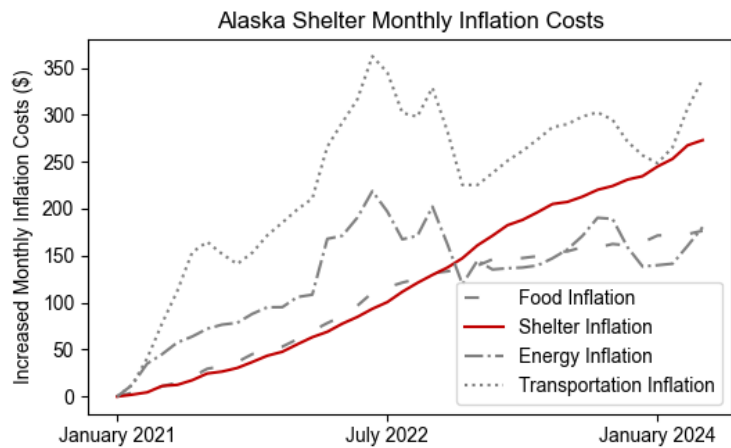
Household Food Expenses

Compared to January 2021, the average household in **Alaska** is spending **\$176** more on food per month. This is **\$29 more** each month than one year ago. Cumulatively, the average household in **Alaska** has spent **\$4,104** more on food due to inflation since January 2021.



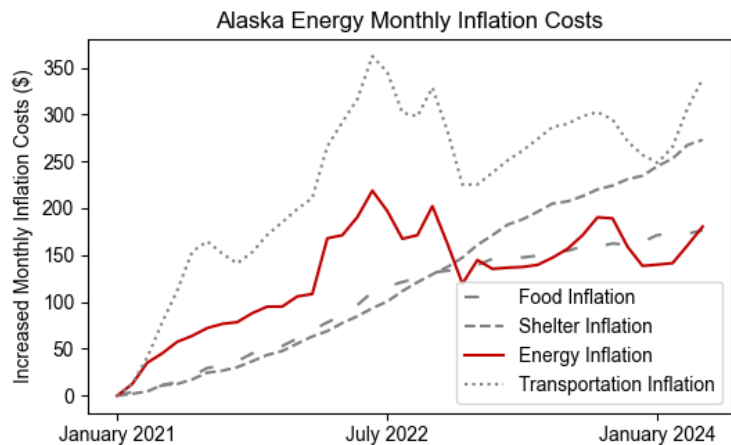
Household Shelter Expenses

Compared to January 2021, the average household in **Alaska** is spending **\$272** more on shelter per month. This is **\$84 more** each month than one year ago. Cumulatively, the average household in **Alaska** has spent **\$4,919** more on shelter due to inflation since January 2021.



Household Energy Expenses

Compared to January 2021, the average household in **Alaska** is spending **\$180** more on energy per month. This is **\$43 more** each month than one year ago. Cumulatively, the average household in **Alaska** has spent **\$5,168** more on energy due to inflation since January 2021.



Household Transportation Expenses

Compared to January 2021, the average household in **Alaska** is spending **\$337** more on transportation per month. This is **\$76 more** each month than one year ago. Cumulatively, the average household in **Alaska** has spent **\$9,200** more on transportation due to inflation since January 2021.

