



United States Congress

Joint Economic Committee

Est. 1946

Republicans

Representative David Schweikert, *Vice Chairman*



Arkansas

Inflation Report

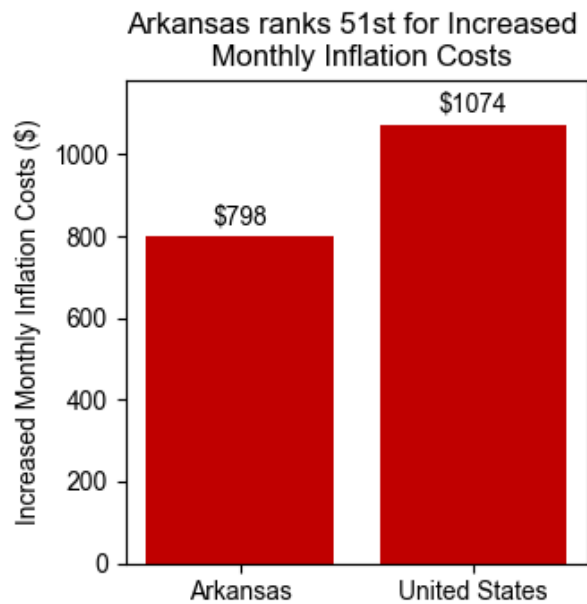
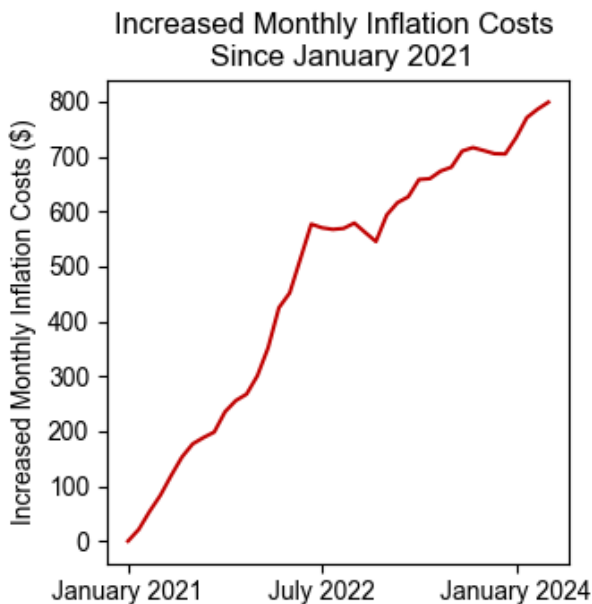


April 2024

Summary

Using the **April 2024** [Consumer Price Index](#) data release by the Bureau of Labor Statistics, the Joint Economic Committee (JEC) [State Inflation Tracker](#) estimates that the average household in **Arkansas** is paying **\$798** more per month to purchase the same basket of goods and services as in January 2021.

Cumulatively, the average **Arkansas** household has spent **\$18,904** more due to inflation since January 2021.



Breakdown

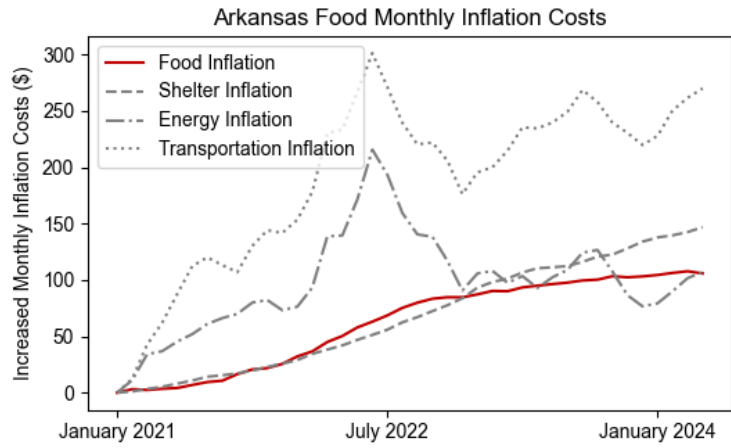
The Census Division where **Arkansas** is located has seen cumulative inflation of **20.7 percent** since January 2021. This is **0.8 percentage points higher** than the national cumulative inflation since January 2021 of **19.9 percent**.

Compared to one year earlier, the average **Arkansas** households needs to spend **\$140** more per month to maintain the same standard of living.

The JEC Inflation Tracker breaks down the increased cost to the average household in **Arkansas** relative to January 2021 into four essential spending categories below:

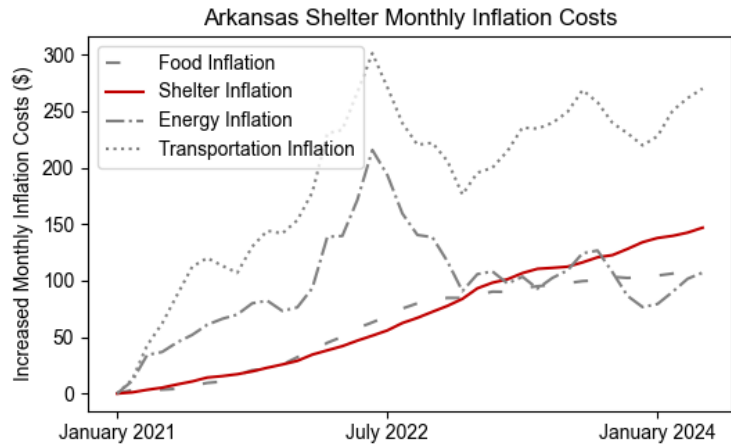
Household Food Expenses

Compared to January 2021, the average household in **Arkansas** is spending **\$105** more on food per month. This is **\$12 more** each month than one year ago. Cumulatively, the average household in **Arkansas** has spent **\$2,468** more on food due to inflation since January 2021.



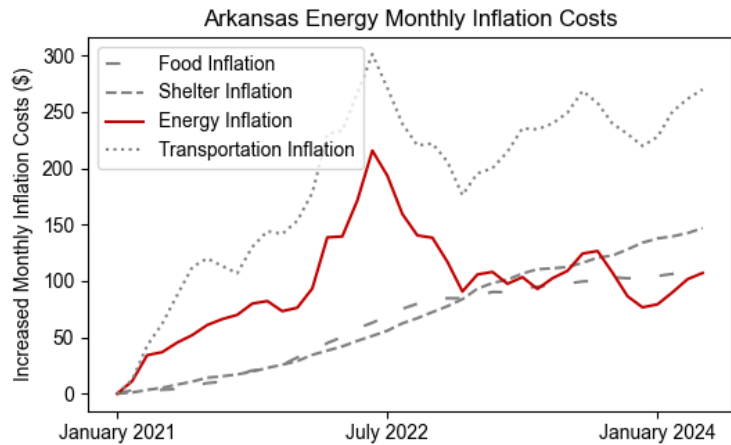
Household Shelter Expenses

Compared to January 2021, the average household in **Arkansas** is spending **\$146** more on shelter per month. This is **\$40 more** each month than one year ago. Cumulatively, the average household in **Arkansas** has spent **\$2,725** more on shelter due to inflation since January 2021.



Household Energy Expenses

Compared to January 2021, the average household in **Arkansas** is spending **\$107** more on energy per month. This is **\$3 more** each month than one year ago. Cumulatively, the average household in **Arkansas** has spent **\$3,904** more on energy due to inflation since January 2021.



Household Transportation Expenses

Compared to January 2021, the average household in **Arkansas** is spending **\$270** more on transportation per month. This is **\$34 more** each month than one year ago. Cumulatively, the average household in **Arkansas** has spent **\$7,566** more on transportation due to inflation since January 2021.

