



# Georgia

## Inflation Report



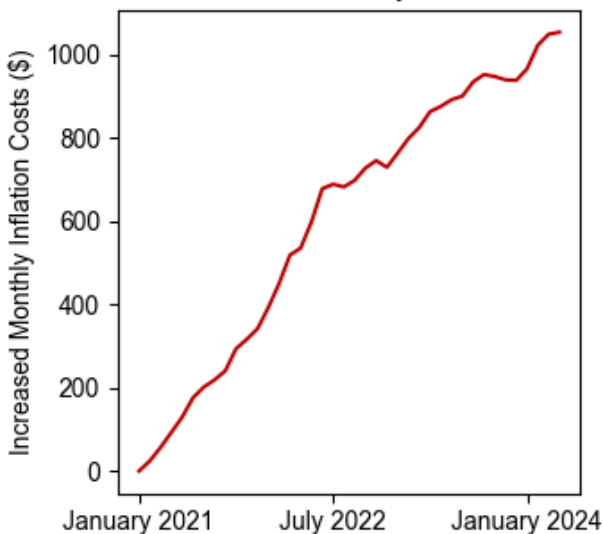
### April 2024

#### Summary

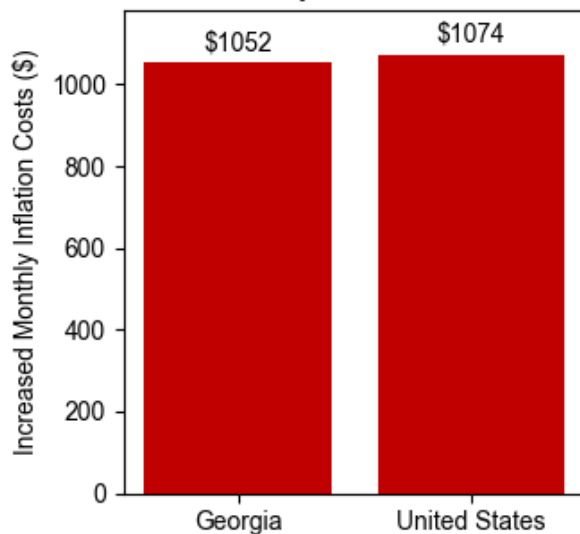
Using the **April 2024** [Consumer Price Index](#) data release by the Bureau of Labor Statistics, the Joint Economic Committee (JEC) [State Inflation Tracker](#) estimates that the average household in **Georgia** is paying **\$1,052** more per month to purchase the same basket of goods and services as in January 2021.

Cumulatively, the average **Georgia** household has spent **\$24,236** more due to inflation since January 2021.

Increased Monthly Inflation Costs Since January 2021



Georgia ranks 27th for Increased Monthly Inflation Costs



#### Breakdown

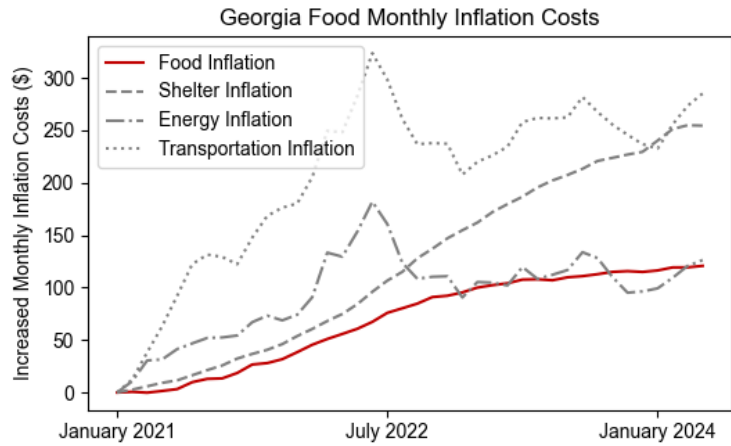
The Census Division where **Georgia** is located has seen cumulative inflation of **21.3 percent** since January 2021. This is **1.4 percentage points higher** than the national cumulative inflation since January 2021 of **19.9 percent**.

Compared to one year earlier, the average **Georgia** households needs to spend **\$190** more per month to maintain the same standard of living.

The JEC Inflation Tracker breaks down the increased cost to the average household in **Georgia** relative to January 2021 into four essential spending categories below:

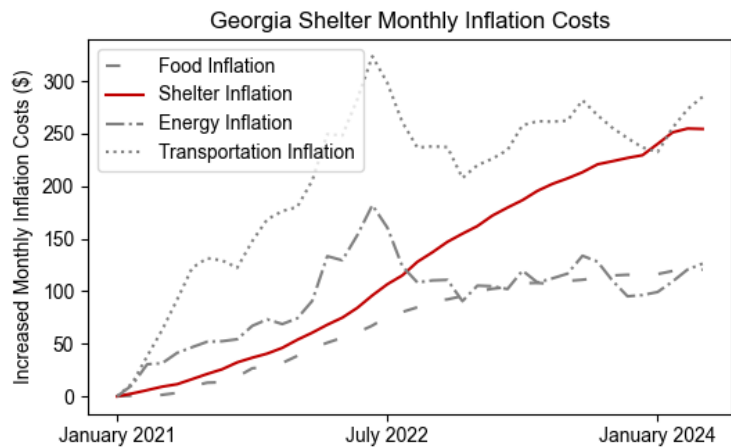
### Household Food Expenses

Compared to January 2021, the average household in **Georgia** is spending **\$120** more on food per month. This is **\$13 more** each month than one year ago. Cumulatively, the average household in **Georgia** has spent **\$2,769** more on food due to inflation since January 2021.



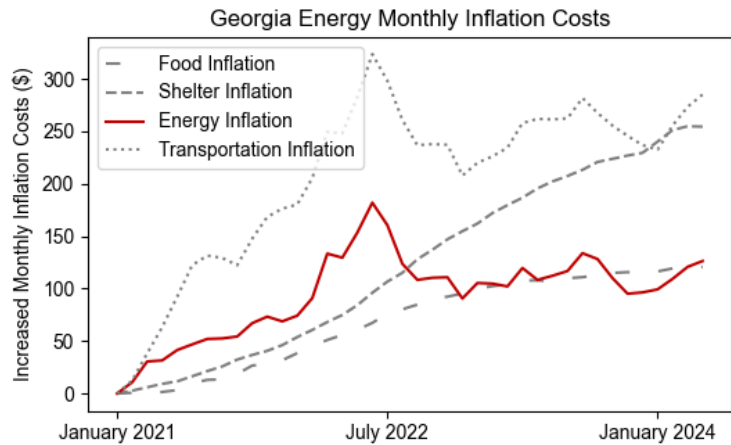
### Household Shelter Expenses

Compared to January 2021, the average household in **Georgia** is spending **\$254** more on shelter per month. This is **\$67 more** each month than one year ago. Cumulatively, the average household in **Georgia** has spent **\$4,896** more on shelter due to inflation since January 2021.



### Household Energy Expenses

Compared to January 2021, the average household in **Georgia** is spending **\$126** more on energy per month. This is **\$6 more** each month than one year ago. Cumulatively, the average household in **Georgia** has spent **\$3,785** more on energy due to inflation since January 2021.



### Household Transportation Expenses

Compared to January 2021, the average household in **Georgia** is spending **\$285** more on transportation per month. This is **\$27 more** each month than one year ago. Cumulatively, the average household in **Georgia** has spent **\$8,231** more on transportation due to inflation since January 2021.

