



Idaho

Inflation Report



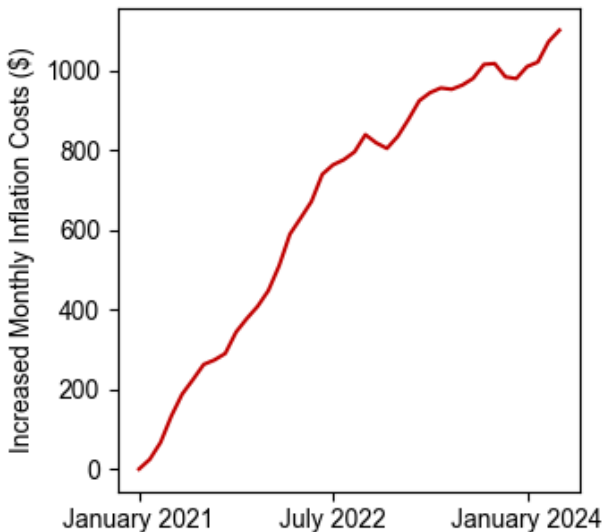
April 2024

Summary

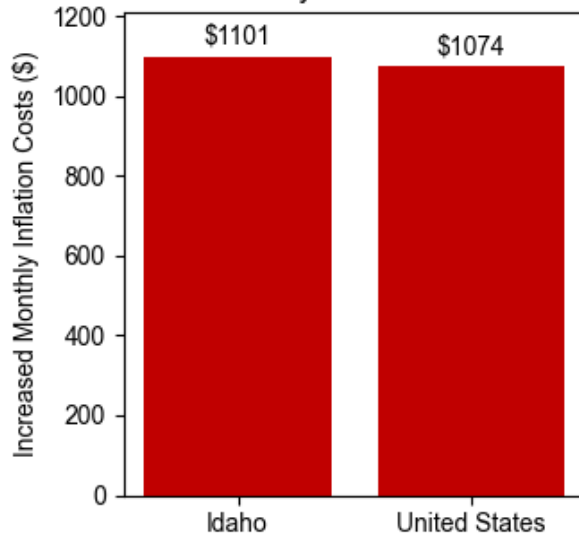
Using the **April 2024** [Consumer Price Index](#) data release by the Bureau of Labor Statistics, the Joint Economic Committee (JEC) [State Inflation Tracker](#) estimates that the average household in **Idaho** is paying **\$1,101** more per month to purchase the same basket of goods and services as in January 2021.

Cumulatively, the average **Idaho** household has spent **\$26,609** more due to inflation since January 2021.

Increased Monthly Inflation Costs Since January 2021



Idaho ranks 17th for Increased Monthly Inflation Costs



Breakdown

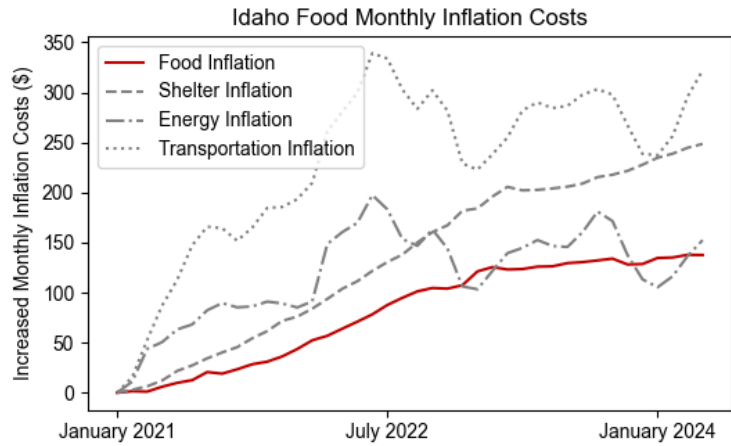
The Census Division where **Idaho** is located has seen cumulative inflation of **22.2 percent** since January 2021. This is **2.3 percentage points higher** than the national cumulative inflation since January 2021 of **19.9 percent**.

Compared to one year earlier, the average **Idaho** households needs to spend **\$156** more per month to maintain the same standard of living.

The JEC Inflation Tracker breaks down the increased cost to the average household in **Idaho** relative to January 2021 into four essential spending categories below:

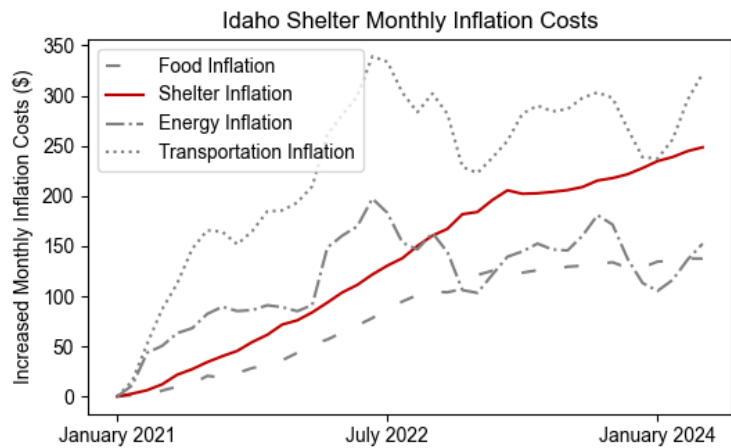
Household Food Expenses

Compared to January 2021, the average household in **Idaho** is spending **\$137** more on food per month. This is **\$14 more** each month than one year ago. Cumulatively, the average household in **Idaho** has spent **\$3,226** more on food due to inflation since January 2021.



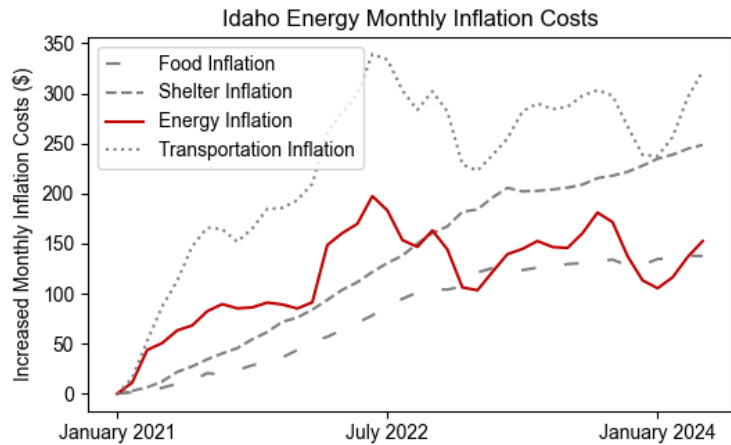
Household Shelter Expenses

Compared to January 2021, the average household in **Idaho** is spending **\$248** more on shelter per month. This is **\$46 more** each month than one year ago. Cumulatively, the average household in **Idaho** has spent **\$5,353** more on shelter due to inflation since January 2021.



Household Energy Expenses

Compared to January 2021, the average household in **Idaho** is spending **\$152** more on energy per month. This is **\$7 more** each month than one year ago. Cumulatively, the average household in **Idaho** has spent **\$4,735** more on energy due to inflation since January 2021.



Household Transportation Expenses

Compared to January 2021, the average household in **Idaho** is spending **\$322** more on transportation per month. This is **\$40 more** each month than one year ago. Cumulatively, the average household in **Idaho** has spent **\$9,122** more on transportation due to inflation since January 2021.

