



# Illinois

## Inflation Report



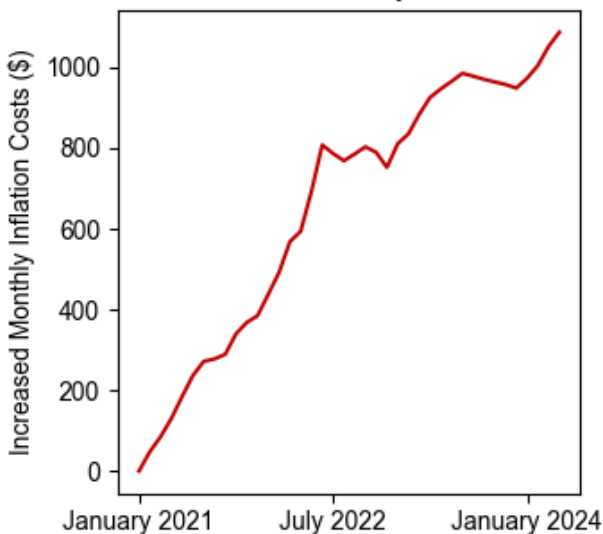
### April 2024

#### Summary

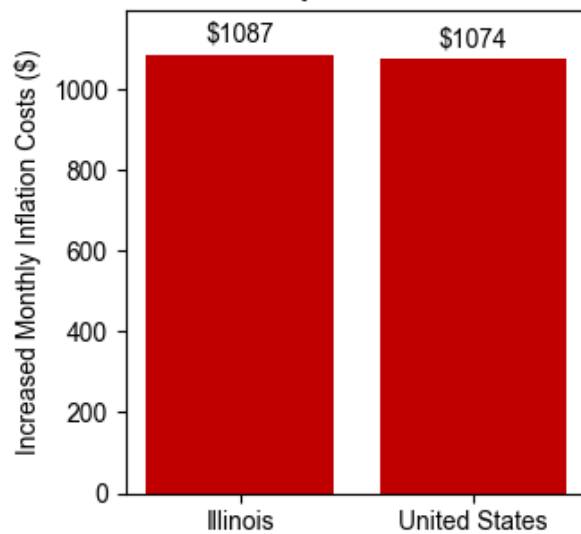
Using the **April 2024** [Consumer Price Index](#) data release by the Bureau of Labor Statistics, the Joint Economic Committee (JEC) [State Inflation Tracker](#) estimates that the average household in **Illinois** is paying **\$1,087** more per month to purchase the same basket of goods and services as in January 2021.

Cumulatively, the average **Illinois** household has spent **\$26,181** more due to inflation since January 2021.

Increased Monthly Inflation Costs Since January 2021



Illinois ranks 18th for Increased Monthly Inflation Costs



#### Breakdown

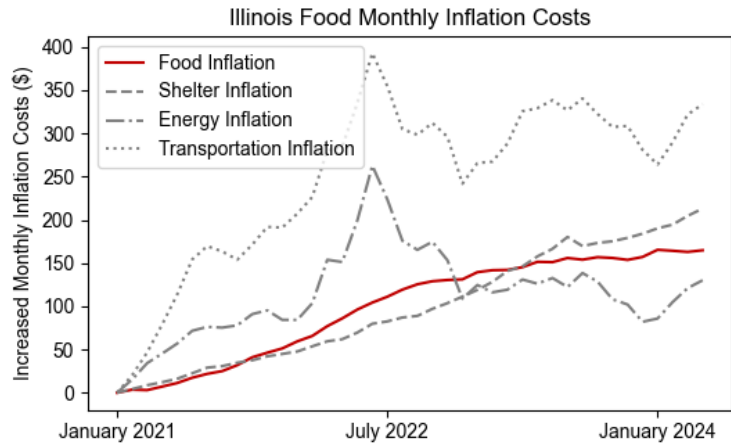
The Census Division where **Illinois** is located has seen cumulative inflation of **19.5 percent** since January 2021. This is **0.4 percentage points lower** than the national cumulative inflation since January 2021 of **19.9 percent**.

Compared to one year earlier, the average **Illinois** households needs to spend **\$161** more per month to maintain the same standard of living.

The JEC Inflation Tracker breaks down the increased cost to the average household in **Illinois** relative to January 2021 into four essential spending categories below:

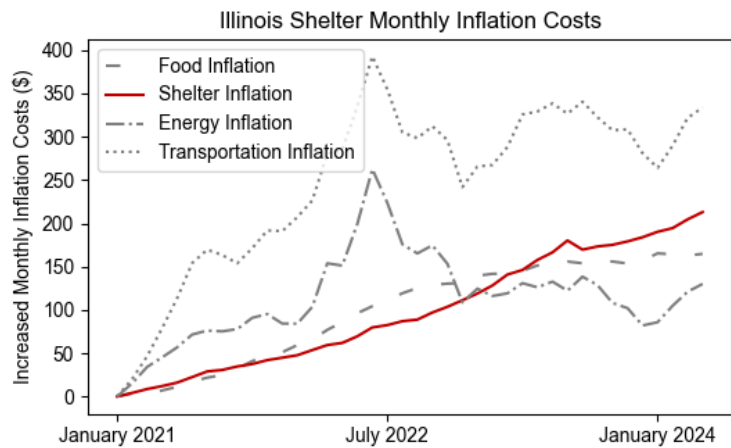
### Household Food Expenses

Compared to January 2021, the average household in **Illinois** is spending **\$164** more on food per month. This is **\$19 more** each month than one year ago. Cumulatively, the average household in **Illinois** has spent **\$3,954** more on food due to inflation since January 2021.



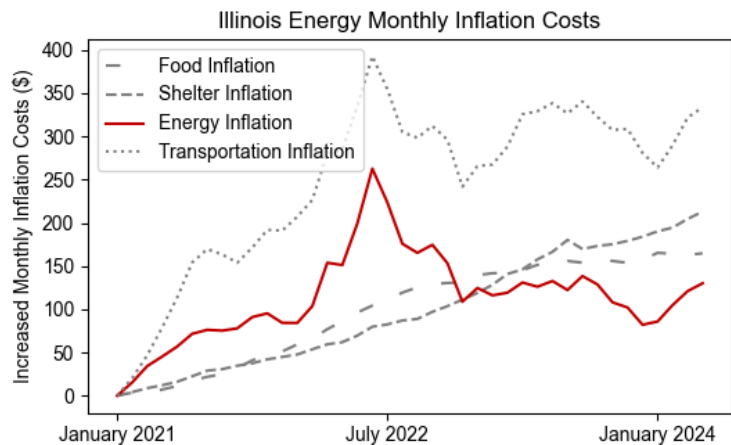
### Household Shelter Expenses

Compared to January 2021, the average household in **Illinois** is spending **\$212** more on shelter per month. This is **\$66 more** each month than one year ago. Cumulatively, the average household in **Illinois** has spent **\$3,945** more on shelter due to inflation since January 2021.



### Household Energy Expenses

Compared to January 2021, the average household in **Illinois** is spending **\$130** more on energy per month. This is **\$0 more** each month than one year ago. Cumulatively, the average household in **Illinois** has spent **\$4,551** more on energy due to inflation since January 2021.



### Household Transportation Expenses

Compared to January 2021, the average household in **Illinois** is spending **\$333** more on transportation per month. This is **\$8 more** each month than one year ago. Cumulatively, the average household in **Illinois** has spent **\$9,899** more on transportation due to inflation since January 2021.

