



United States Congress

Joint Economic Committee

Est. 1946


Republicans

Representative David Schweikert, *Vice Chairman*



Iowa

Inflation Report



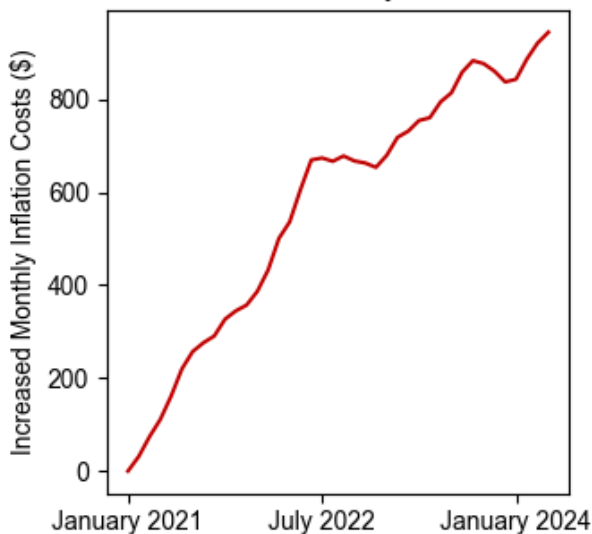
April 2024

Summary

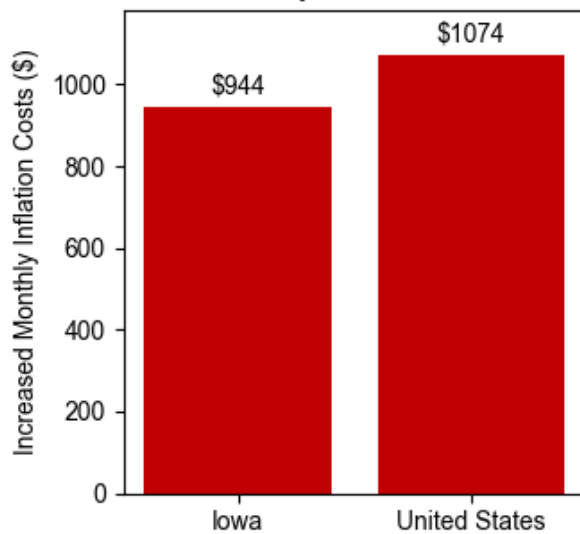
Using the **April 2024** [Consumer Price Index](#) data release by the Bureau of Labor Statistics, the Joint Economic Committee (JEC) [State Inflation Tracker](#) estimates that the average household in **Iowa** is paying **\$944** more per month to purchase the same basket of goods and services as in January 2021.

Cumulatively, the average **Iowa** household has spent **\$22,743** more due to inflation since January 2021.

Increased Monthly Inflation Costs Since January 2021



Iowa ranks 40th for Increased Monthly Inflation Costs



Breakdown

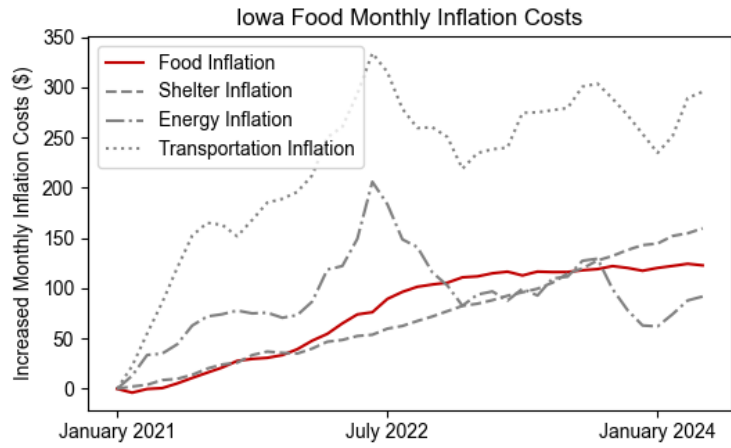
The Census Division where **Iowa** is located has seen cumulative inflation of **19.4 percent** since January 2021. This is **0.5 percentage points lower** than the national cumulative inflation since January 2021 of **19.9 percent**.

Compared to one year earlier, the average **Iowa** households needs to spend **\$190** more per month to maintain the same standard of living.

The JEC Inflation Tracker breaks down the increased cost to the average household in **Iowa** relative to January 2021 into four essential spending categories below:

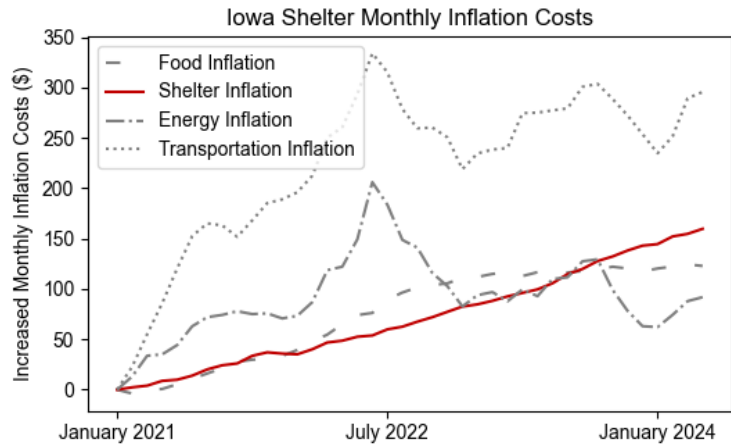
Household Food Expenses

Compared to January 2021, the average household in **Iowa** is spending **\$122** more on food per month. This is **\$10 more** each month than one year ago. Cumulatively, the average household in **Iowa** has spent **\$3,029** more on food due to inflation since January 2021.



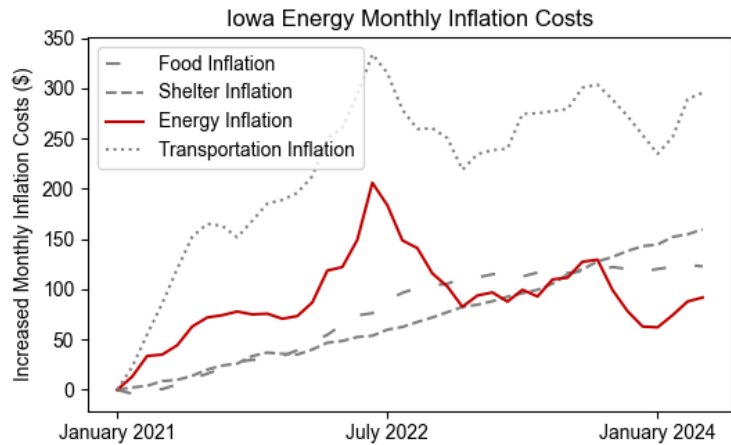
Household Shelter Expenses

Compared to January 2021, the average household in **Iowa** is spending **\$159** more on shelter per month. This is **\$63 more** each month than one year ago. Cumulatively, the average household in **Iowa** has spent **\$2,868** more on shelter due to inflation since January 2021.



Household Energy Expenses

Compared to January 2021, the average household in **Iowa** is spending **\$91** more on energy per month. This is **\$7 less** each month than one year ago. Cumulatively, the average household in **Iowa** has spent **\$3,671** more on energy due to inflation since January 2021.



Household Transportation Expenses

Compared to January 2021, the average household in **Iowa** is spending **\$295** more on transportation per month. This is **\$20 more** each month than one year ago. Cumulatively, the average household in **Iowa** has spent **\$8,897** more on transportation due to inflation since January 2021.

