



# Maine

## Inflation Report



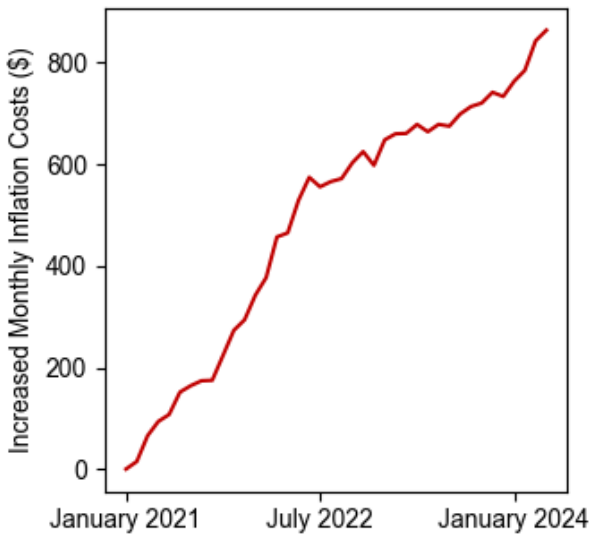
### April 2024

#### Summary

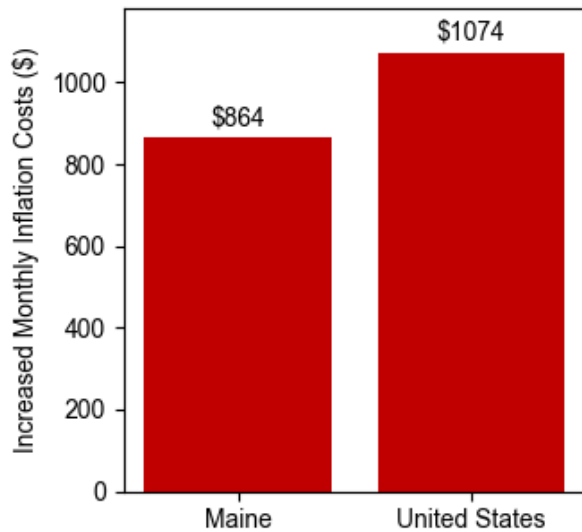
Using the **April 2024** [Consumer Price Index](#) data release by the Bureau of Labor Statistics, the Joint Economic Committee (JEC) [State Inflation Tracker](#) estimates that the average household in **Maine** is paying **\$864** more per month to purchase the same basket of goods and services as in January 2021.

Cumulatively, the average **Maine** household has spent **\$19,535** more due to inflation since January 2021.

Increased Monthly Inflation Costs Since January 2021



Maine ranks 49th for Increased Monthly Inflation Costs



#### Breakdown

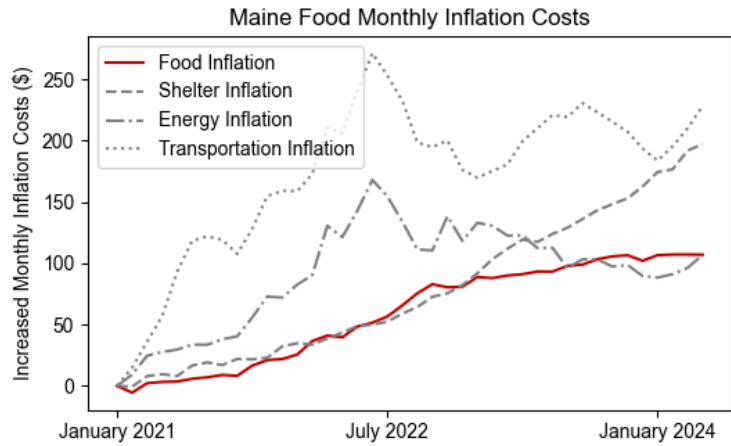
The Census Division where **Maine** is located has seen cumulative inflation of **16.6 percent** since January 2021. This is **3.2 percentage points lower** than the national cumulative inflation since January 2021 of **19.9 percent**.

Compared to one year earlier, the average **Maine** households needs to spend **\$185** more per month to maintain the same standard of living.

The JEC Inflation Tracker breaks down the increased cost to the average household in **Maine** relative to January 2021 into four essential spending categories below:

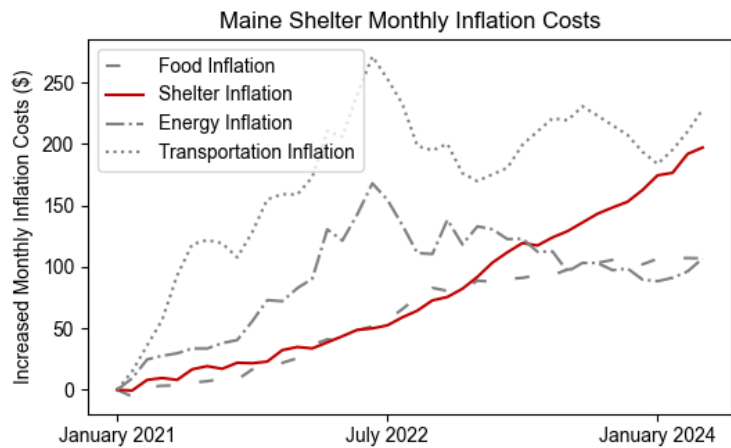
### Household Food Expenses

Compared to January 2021, the average household in **Maine** is spending **\$106** more on food per month. This is **\$15 more** each month than one year ago. Cumulatively, the average household in **Maine** has spent **\$2,363** more on food due to inflation since January 2021.



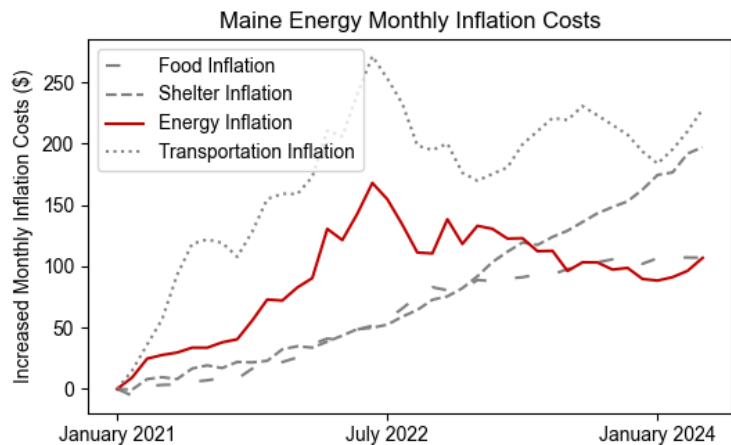
### Household Shelter Expenses

Compared to January 2021, the average household in **Maine** is spending **\$197** more on shelter per month. This is **\$77 more** each month than one year ago. Cumulatively, the average household in **Maine** has spent **\$3,111** more on shelter due to inflation since January 2021.



### Household Energy Expenses

Compared to January 2021, the average household in **Maine** is spending **\$106** more on energy per month. This is **\$16 less** each month than one year ago. Cumulatively, the average household in **Maine** has spent **\$3,643** more on energy due to inflation since January 2021.



### Household Transportation Expenses

Compared to January 2021, the average household in **Maine** is spending **\$228** more on transportation per month. This is **\$28 more** each month than one year ago. Cumulatively, the average household in **Maine** has spent **\$6,885** more on transportation due to inflation since January 2021.

