



# Mississippi

## Inflation Report



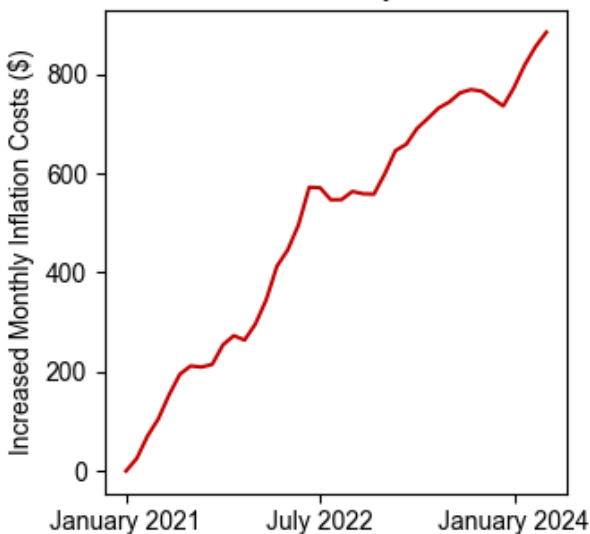
### April 2024

### Summary

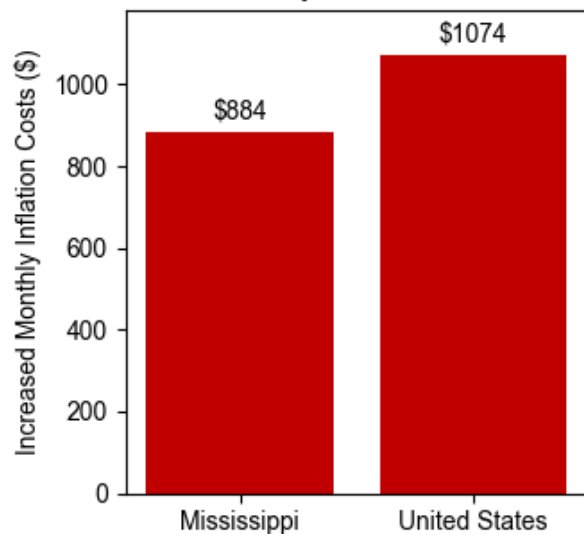
Using the **April 2024** [Consumer Price Index](#) data release by the Bureau of Labor Statistics, the Joint Economic Committee (JEC) [State Inflation Tracker](#) estimates that the average household in **Mississippi** is paying **\$884** more per month to purchase the same basket of goods and services as in January 2021.

Cumulatively, the average **Mississippi** household has spent **\$19,793** more due to inflation since January 2021.

Increased Monthly Inflation Costs Since January 2021



Mississippi ranks 47th for Increased Monthly Inflation Costs



### Breakdown

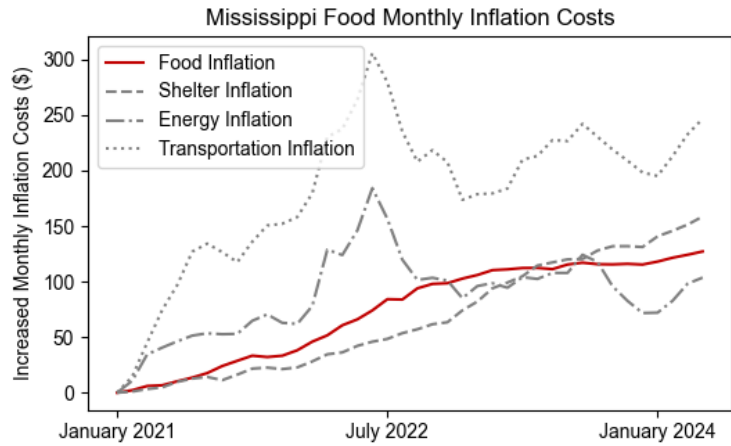
The Census Division where **Mississippi** is located has seen cumulative inflation of **20.7 percent** since January 2021. This is **0.9 percentage points higher** than the national cumulative inflation since January 2021 of **19.9 percent**.

Compared to one year earlier, the average **Mississippi** households needs to spend **\$194** more per month to maintain the same standard of living.

The JEC Inflation Tracker breaks down the increased cost to the average household in **Mississippi** relative to January 2021 into four essential spending categories below:

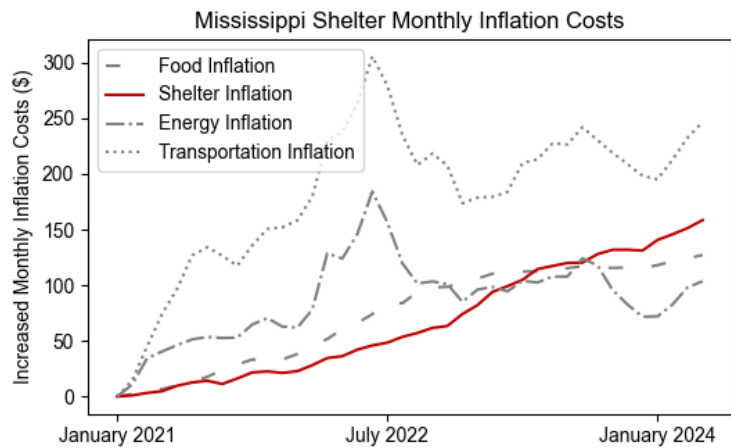
### Household Food Expenses

Compared to January 2021, the average household in **Mississippi** is spending **\$127** more on food per month. This is **\$14 more** each month than one year ago. Cumulatively, the average household in **Mississippi** has spent **\$2,953** more on food due to inflation since January 2021.



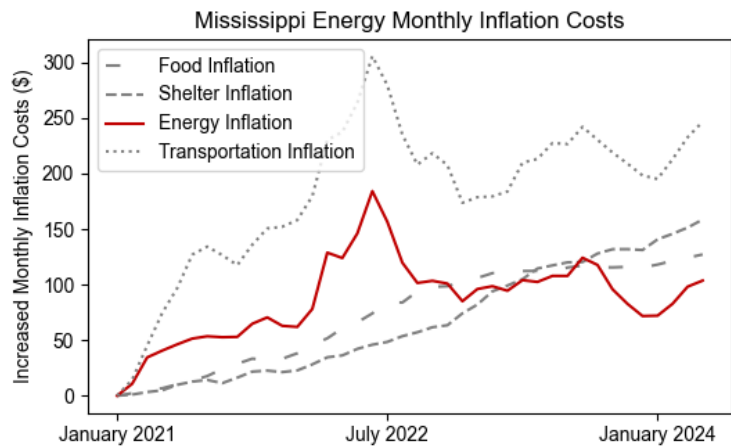
### Household Shelter Expenses

Compared to January 2021, the average household in **Mississippi** is spending **\$158** more on shelter per month. This is **\$53 more** each month than one year ago. Cumulatively, the average household in **Mississippi** has spent **\$2,677** more on shelter due to inflation since January 2021.



### Household Energy Expenses

Compared to January 2021, the average household in **Mississippi** is spending **\$103** more on energy per month. This is **\$0 more** each month than one year ago. Cumulatively, the average household in **Mississippi** has spent **\$3,489** more on energy due to inflation since January 2021.



### Household Transportation Expenses

Compared to January 2021, the average household in **Mississippi** is spending **\$246** more on transportation per month. This is **\$36 more** each month than one year ago. Cumulatively, the average household in **Mississippi** has spent **\$7,274** more on transportation due to inflation since January 2021.

