



Missouri

Inflation Report



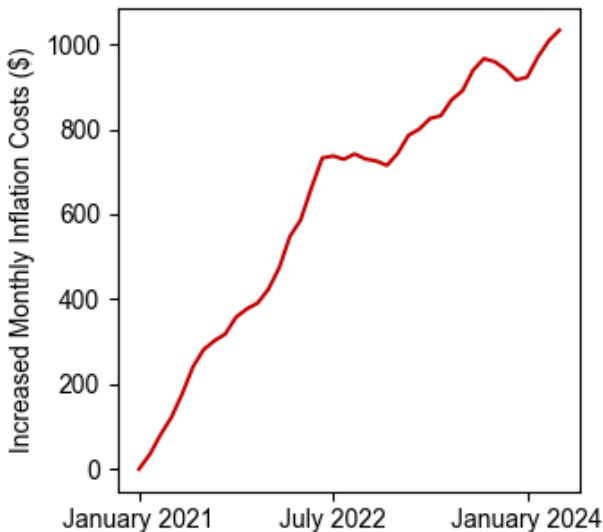
April 2024

Summary

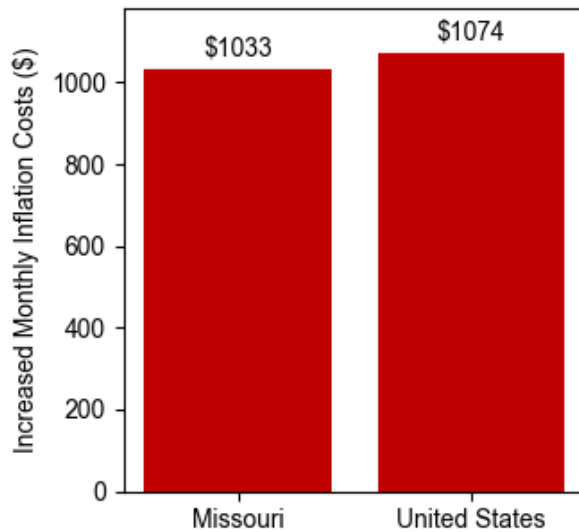
Using the **April 2024** [Consumer Price Index](#) data release by the Bureau of Labor Statistics, the Joint Economic Committee (JEC) [State Inflation Tracker](#) estimates that the average household in **Missouri** is paying **\$1,033** more per month to purchase the same basket of goods and services as in January 2021.

Cumulatively, the average **Missouri** household has spent **\$24,888** more due to inflation since January 2021.

Increased Monthly Inflation Costs Since January 2021



Missouri ranks 30th for Increased Monthly Inflation Costs



Breakdown

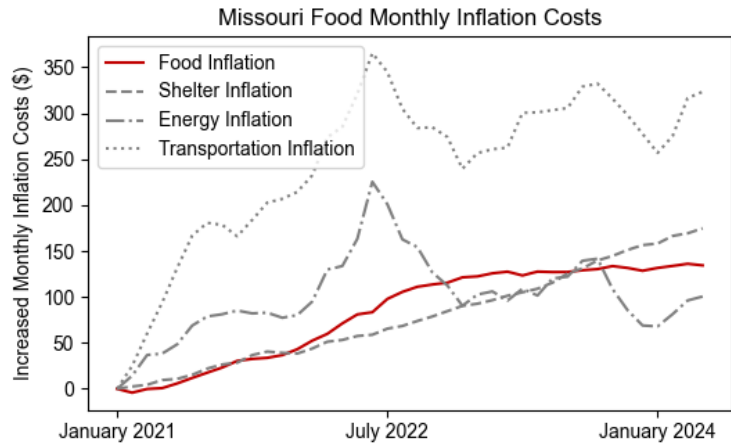
The Census Division where **Missouri** is located has seen cumulative inflation of **19.4 percent** since January 2021. This is **0.5 percentage points lower** than the national cumulative inflation since January 2021 of **19.9 percent**.

Compared to one year earlier, the average **Missouri** households needs to spend **\$207** more per month to maintain the same standard of living.

The JEC Inflation Tracker breaks down the increased cost to the average household in **Missouri** relative to January 2021 into four essential spending categories below:

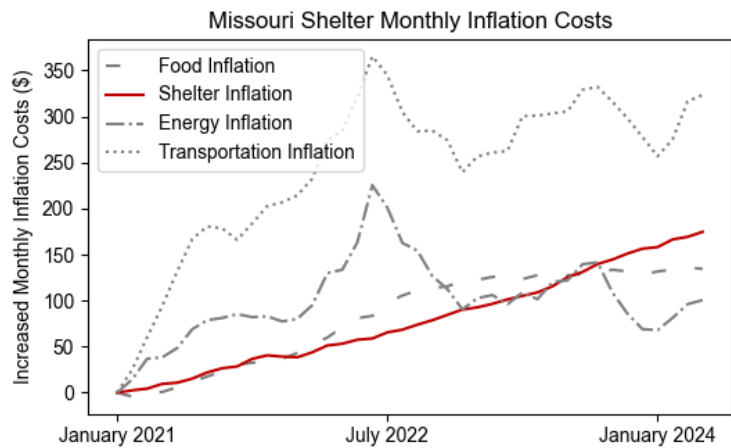
Household Food Expenses

Compared to January 2021, the average household in **Missouri** is spending **\$134** more on food per month. This is **\$11 more** each month than one year ago. Cumulatively, the average household in **Missouri** has spent **\$3,315** more on food due to inflation since January 2021.



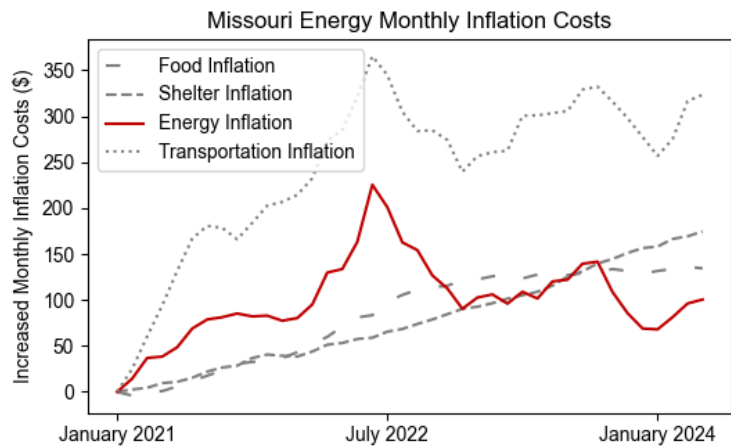
Household Shelter Expenses

Compared to January 2021, the average household in **Missouri** is spending **\$174** more on shelter per month. This is **\$69 more** each month than one year ago. Cumulatively, the average household in **Missouri** has spent **\$3,138** more on shelter due to inflation since January 2021.



Household Energy Expenses

Compared to January 2021, the average household in **Missouri** is spending **\$100** more on energy per month. This is **\$8 less** each month than one year ago. Cumulatively, the average household in **Missouri** has spent **\$4,017** more on energy due to inflation since January 2021.



Household Transportation Expenses

Compared to January 2021, the average household in **Missouri** is spending **\$323** more on transportation per month. This is **\$22 more** each month than one year ago. Cumulatively, the average household in **Missouri** has spent **\$9,736** more on transportation due to inflation since January 2021.

