



Vermont

Inflation Report



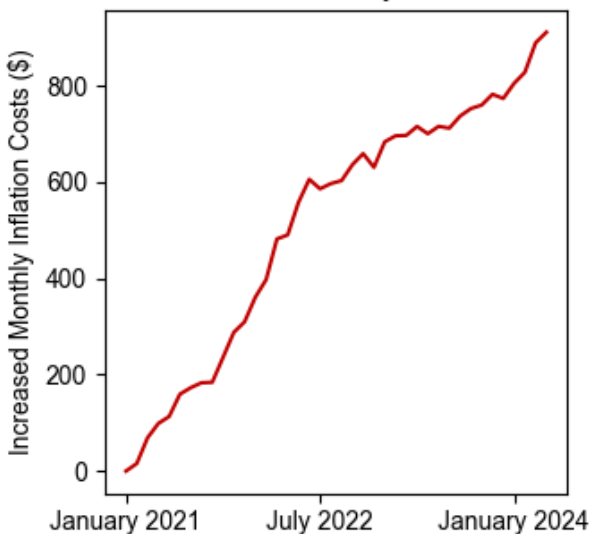
April 2024

Summary

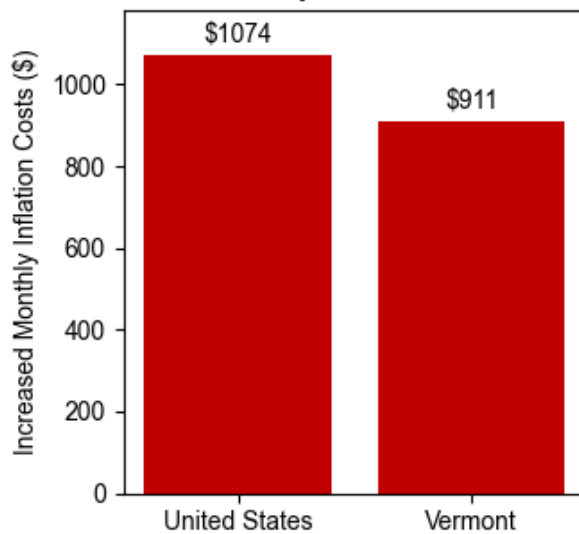
Using the **April 2024** [Consumer Price Index](#) data release by the Bureau of Labor Statistics, the Joint Economic Committee (JEC) [State Inflation Tracker](#) estimates that the average household in **Vermont** is paying **\$911** more per month to purchase the same basket of goods and services as in January 2021.

Cumulatively, the average **Vermont** household has spent **\$20,598** more due to inflation since January 2021.

Increased Monthly Inflation Costs Since January 2021



Vermont ranks 45th for Increased Monthly Inflation Costs



Breakdown

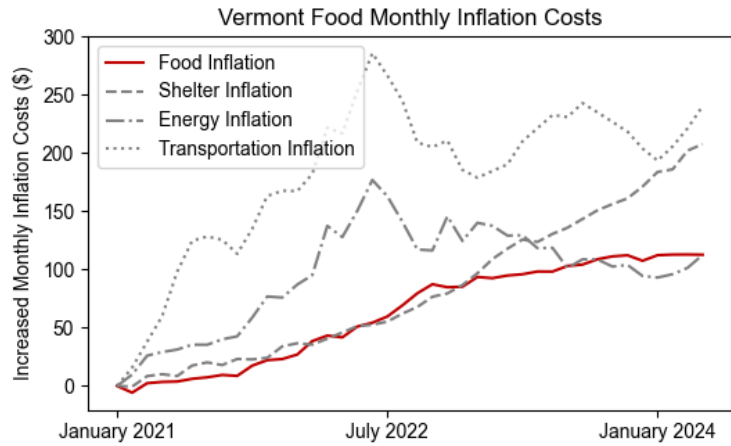
The Census Division where **Vermont** is located has seen cumulative inflation of **16.6 percent** since January 2021. This is **3.2 percentage points lower** than the national cumulative inflation since January 2021 of **19.9 percent**.

Compared to one year earlier, the average **Vermont** households needs to spend **\$195** more per month to maintain the same standard of living.

The JEC Inflation Tracker breaks down the increased cost to the average household in **Vermont** relative to January 2021 into four essential spending categories below:

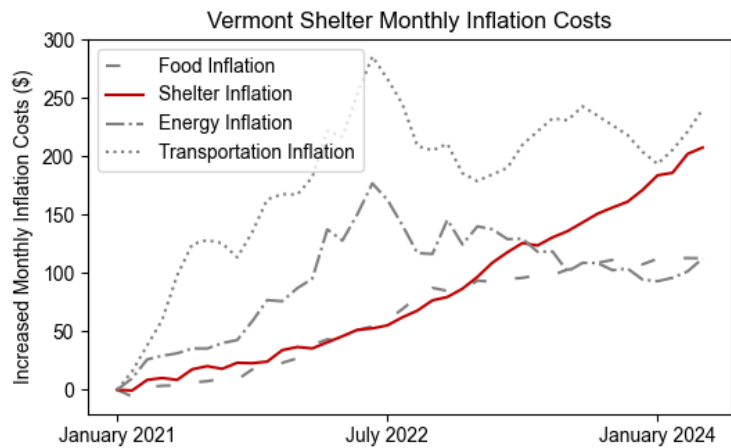
Household Food Expenses

Compared to January 2021, the average household in **Vermont** is spending **\$112** more on food per month. This is **\$16 more** each month than one year ago. Cumulatively, the average household in **Vermont** has spent **\$2,492** more on food due to inflation since January 2021.



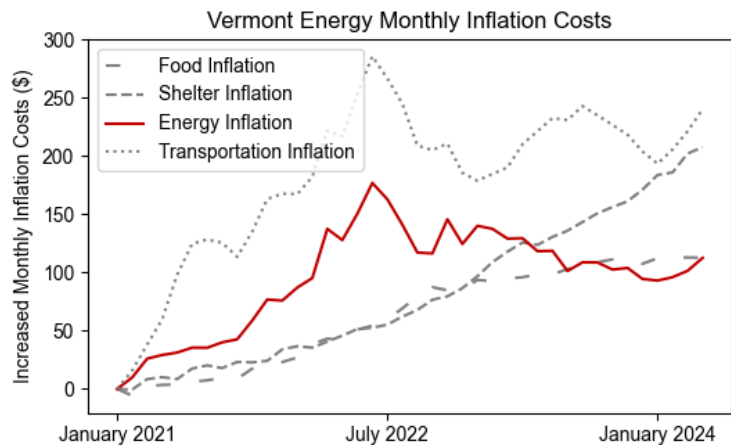
Household Shelter Expenses

Compared to January 2021, the average household in **Vermont** is spending **\$207** more on shelter per month. This is **\$81 more** each month than one year ago. Cumulatively, the average household in **Vermont** has spent **\$3,280** more on shelter due to inflation since January 2021.



Household Energy Expenses

Compared to January 2021, the average household in **Vermont** is spending **\$112** more on energy per month. This is **\$16 less** each month than one year ago. Cumulatively, the average household in **Vermont** has spent **\$3,842** more on energy due to inflation since January 2021.



Household Transportation Expenses

Compared to January 2021, the average household in **Vermont** is spending **\$240** more on transportation per month. This is **\$30 more** each month than one year ago. Cumulatively, the average household in **Vermont** has spent **\$7,260** more on transportation due to inflation since January 2021.

