



# West Virginia

## Inflation Report



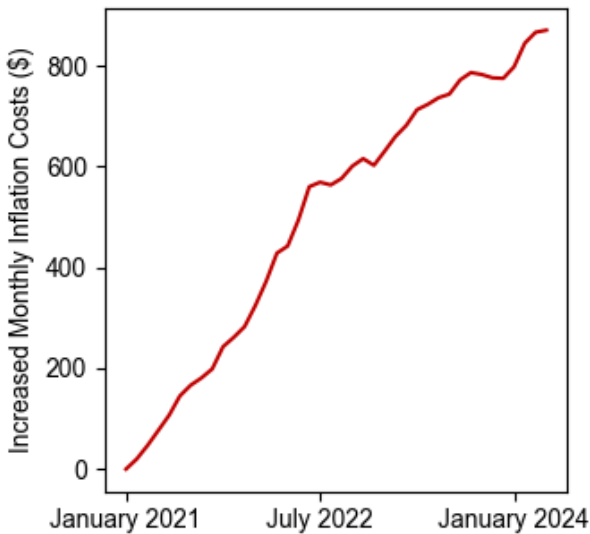
April 2024

### Summary

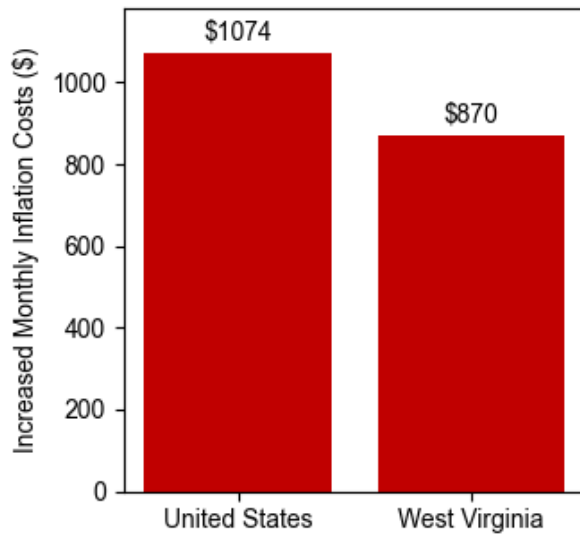
Using the **April 2024** [Consumer Price Index](#) data release by the Bureau of Labor Statistics, the Joint Economic Committee (JEC) [State Inflation Tracker](#) estimates that the average household in **West Virginia** is paying **\$870** more per month to purchase the same basket of goods and services as in January 2021.

Cumulatively, the average **West Virginia** household has spent **\$20,035** more due to inflation since January 2021.

Increased Monthly Inflation Costs Since January 2021



West Virginia ranks 48th for Increased Monthly Inflation Costs



### Breakdown

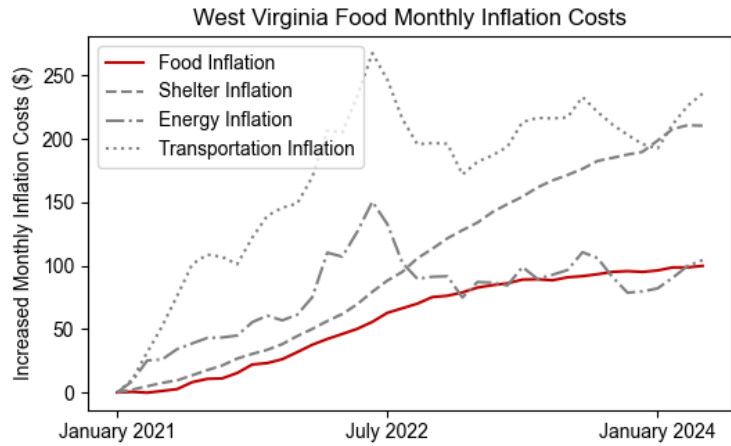
The Census Division where **West Virginia** is located has seen cumulative inflation of **21.3 percent** since January 2021. This is **1.4 percentage points higher** than the national cumulative inflation since January 2021 of **19.9 percent**.

Compared to one year earlier, the average **West Virginia** households needs to spend **\$157** more per month to maintain the same standard of living.

The JEC Inflation Tracker breaks down the increased cost to the average household in **West Virginia** relative to January 2021 into four essential spending categories below:

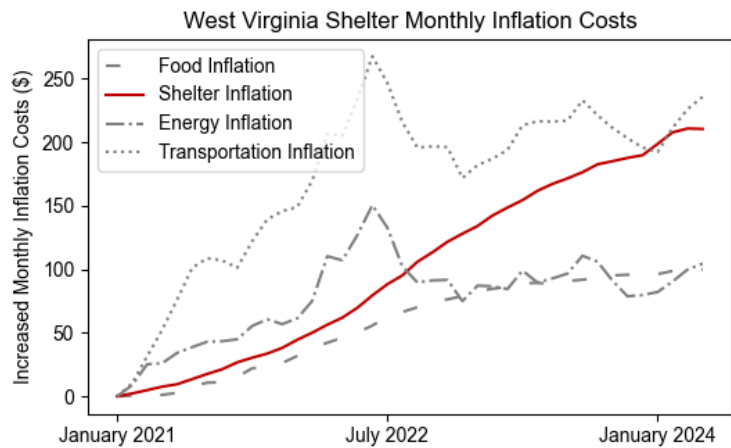
### Household Food Expenses

Compared to January 2021, the average household in **West Virginia** is spending **\$99** more on food per month. This is **\$10 more** each month than one year ago. Cumulatively, the average household in **West Virginia** has spent **\$2,289** more on food due to inflation since January 2021.



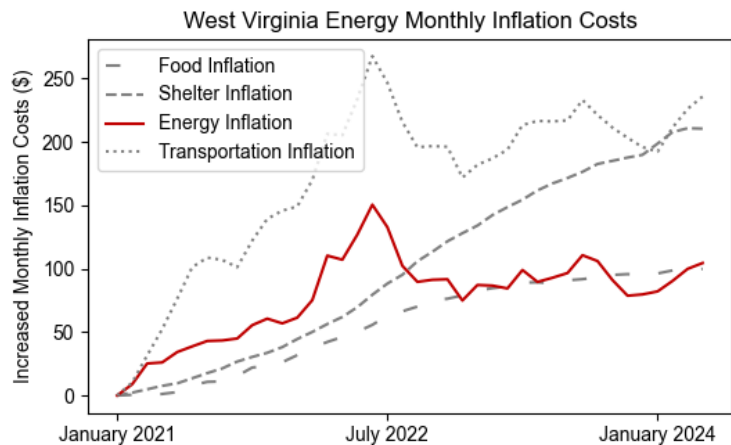
### Household Shelter Expenses

Compared to January 2021, the average household in **West Virginia** is spending **\$210** more on shelter per month. This is **\$56 more** each month than one year ago. Cumulatively, the average household in **West Virginia** has spent **\$4,047** more on shelter due to inflation since January 2021.



### Household Energy Expenses

Compared to January 2021, the average household in **West Virginia** is spending **\$104** more on energy per month. This is **\$5 more** each month than one year ago. Cumulatively, the average household in **West Virginia** has spent **\$3,129** more on energy due to inflation since January 2021.



### Household Transportation Expenses

Compared to January 2021, the average household in **West Virginia** is spending **\$235** more on transportation per month. This is **\$22 more** each month than one year ago. Cumulatively, the average household in **West Virginia** has spent **\$6,805** more on transportation due to inflation since January 2021.

