



Wisconsin

Inflation Report



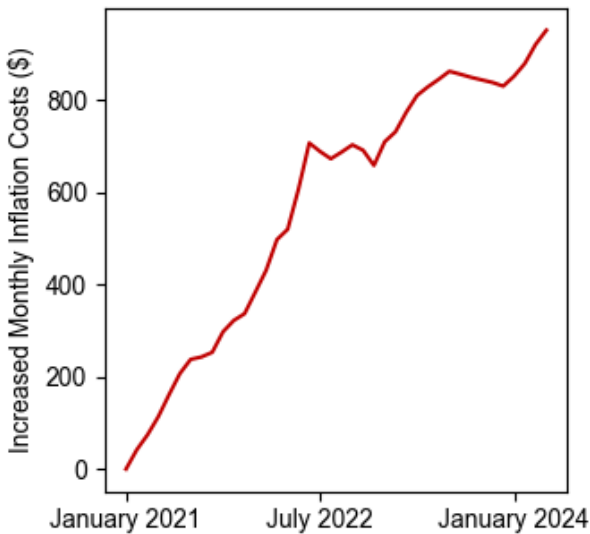
April 2024

Summary

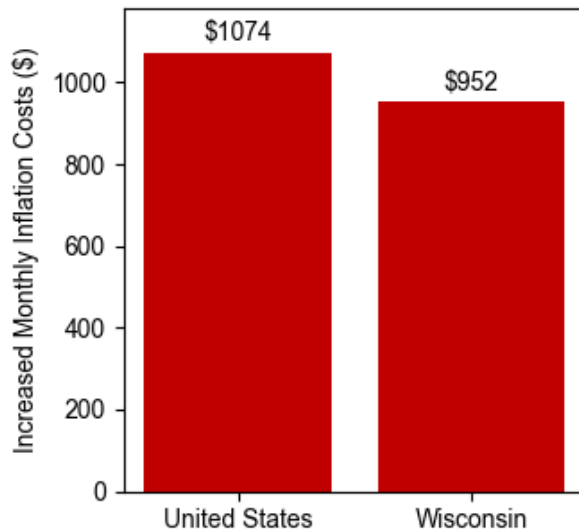
Using the **April 2024** [Consumer Price Index](#) data release by the Bureau of Labor Statistics, the Joint Economic Committee (JEC) [State Inflation Tracker](#) estimates that the average household in **Wisconsin** is paying **\$952** more per month to purchase the same basket of goods and services as in January 2021.

Cumulatively, the average **Wisconsin** household has spent **\$22,932** more due to inflation since January 2021.

Increased Monthly Inflation Costs Since January 2021



Wisconsin ranks 37th for Increased Monthly Inflation Costs



Breakdown

The Census Division where **Wisconsin** is located has seen cumulative inflation of **19.5 percent** since January 2021. This is **0.4 percentage points lower** than the national cumulative inflation since January 2021 of **19.9 percent**.

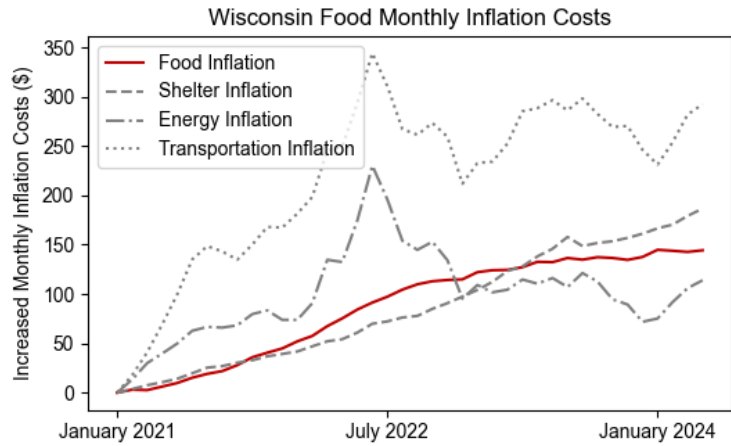
Compared to one year earlier, the average **Wisconsin** households needs to spend **\$141** more per month to maintain the same standard of living.

The JEC Inflation Tracker breaks down the increased cost to the average household in **Wisconsin** relative to January 2021 into four essential spending categories below:

Household Food Expenses

Compared to January 2021, the average household in **Wisconsin** is spending **\$144** more on food per month. This is **\$17 more** each month than one year ago.

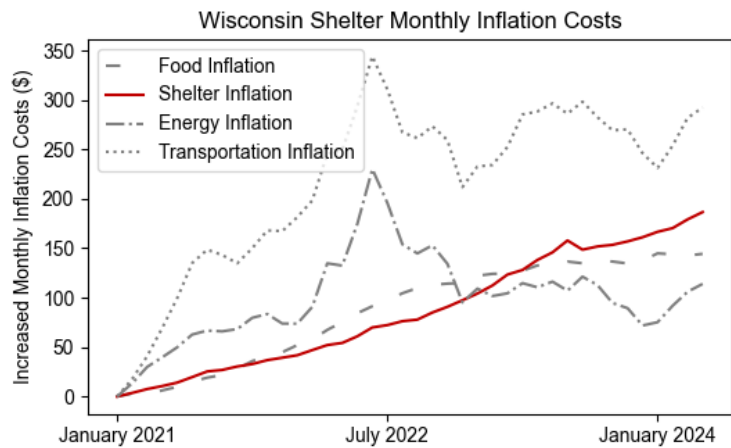
Cumulatively, the average household in **Wisconsin** has spent **\$3,463** more on food due to inflation since January 2021.



Household Shelter Expenses

Compared to January 2021, the average household in **Wisconsin** is spending **\$186** more on shelter per month. This is **\$58 more** each month than one year ago.

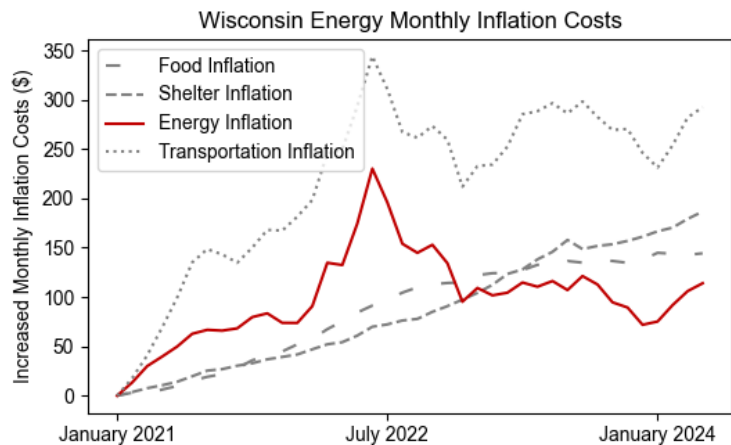
Cumulatively, the average household in **Wisconsin** has spent **\$3,456** more on shelter due to inflation since January 2021.



Household Energy Expenses

Compared to January 2021, the average household in **Wisconsin** is spending **\$113** more on energy per month. This is **\$0 more** each month than one year ago.

Cumulatively, the average household in **Wisconsin** has spent **\$3,986** more on energy due to inflation since January 2021.



Household Transportation Expenses

Compared to January 2021, the average household in **Wisconsin** is spending **\$292** more on transportation per month. This is **\$7 more** each month than one year ago.

Cumulatively, the average household in **Wisconsin** has spent **\$8,671** more on transportation due to inflation since January 2021.

