



Alaska

Inflation Update



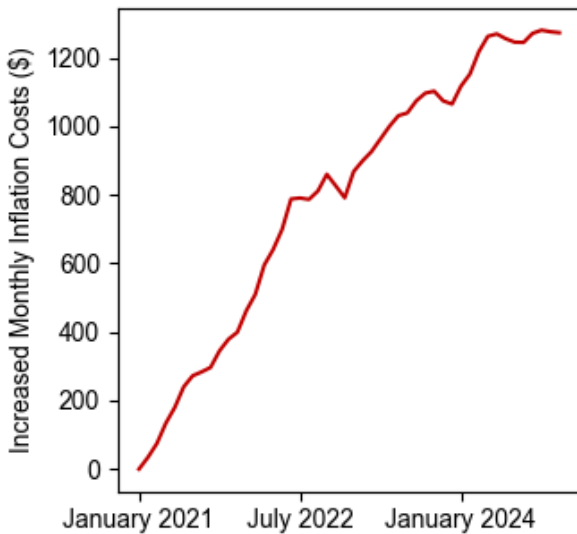
December 2024

Summary

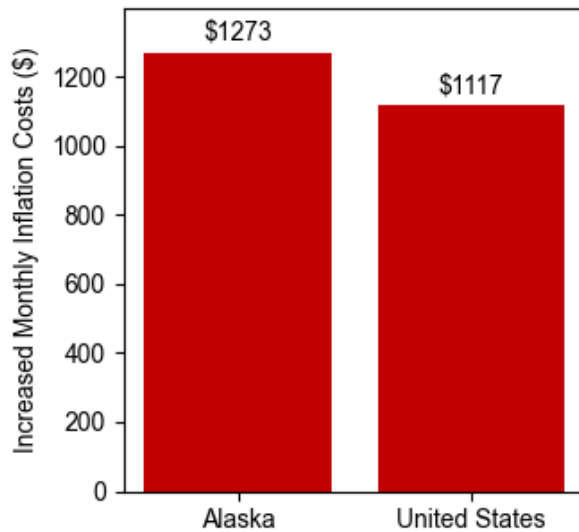
Using the **December 2024** [Consumer Price Index](#) data release by the Bureau of Labor Statistics, the Joint Economic Committee (JEC) [State Inflation Tracker](#) estimates that the average household in **Alaska** is paying **\$1,273** more per month to purchase the same basket of goods and services as in January 2021.

Cumulatively, the average **Alaska** household has spent **\$38,187** more due to inflation since January 2021.

Increased Monthly Inflation Costs Since January 2021



Alaska ranks 5th for Increased Monthly Inflation Costs



Breakdown

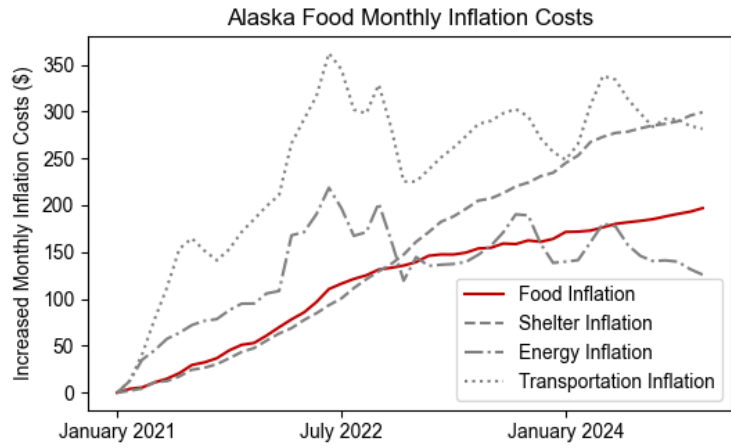
The Census Division where **Alaska** is located has seen cumulative inflation of **20.1 percent** since January 2021. This is **0.6 percentage points lower** than the national cumulative inflation since January 2021 of **20.7 percent**.

Compared to one year earlier, the average **Alaska** households needs to spend **\$208** more per month to maintain the same standard of living.

The JEC Inflation Tracker breaks down the increased cost to the average household in **Alaska** relative to January 2021 into four essential spending categories below:

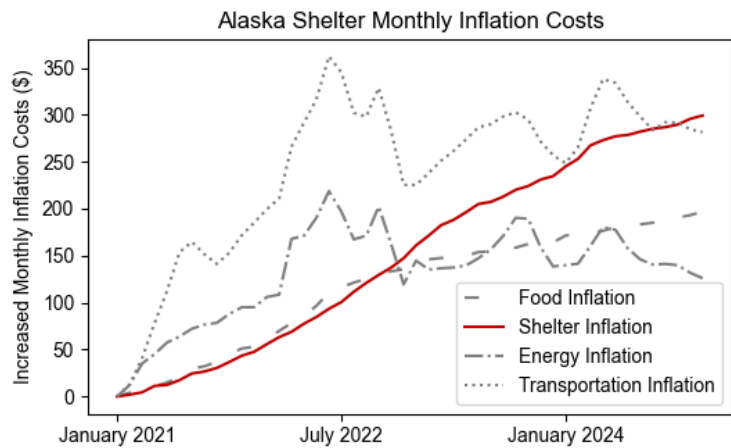
Household Food Expenses

Compared to January 2021, the average household in **Alaska** is spending **\$197** more on food per month. This is **\$33 more** each month than one year ago. Cumulatively, the average household in **Alaska** has spent **\$5,604** more on food due to inflation since January 2021.



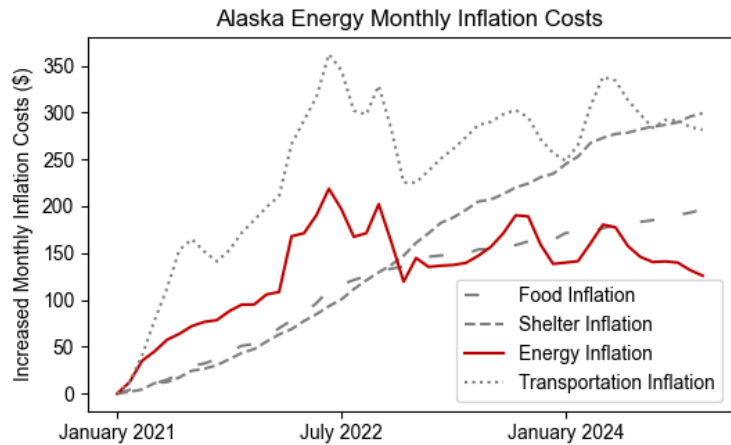
Household Shelter Expenses

Compared to January 2021, the average household in **Alaska** is spending **\$299** more on shelter per month. This is **\$65 more** each month than one year ago. Cumulatively, the average household in **Alaska** has spent **\$7,213** more on shelter due to inflation since January 2021.



Household Energy Expenses

Compared to January 2021, the average household in **Alaska** is spending **\$126** more on energy per month. This is **\$13 less** each month than one year ago. Cumulatively, the average household in **Alaska** has spent **\$6,329** more on energy due to inflation since January 2021.



Household Transportation Expenses

Compared to January 2021, the average household in **Alaska** is spending **\$282** more on transportation per month. This is **\$25 more** each month than one year ago. Cumulatively, the average household in **Alaska** has spent **\$11,579** more on transportation due to inflation since January 2021.

