



United States Congress

Joint Economic Committee

EST. 1946

Republicans

Representative David Schweikert, *Vice Chairman*



Arkansas

Inflation Update

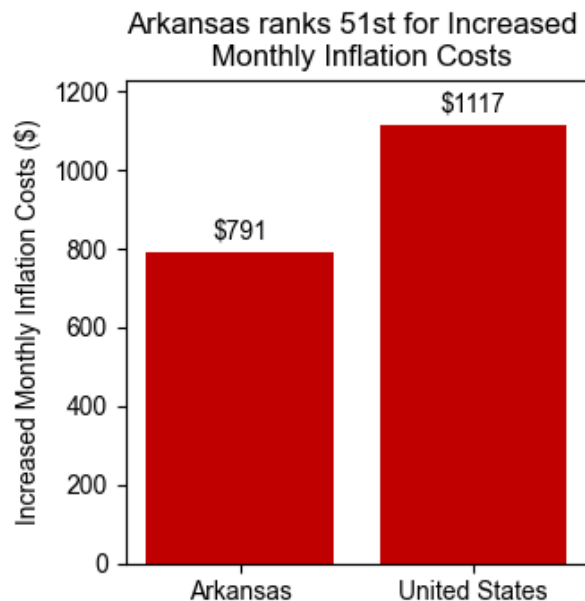
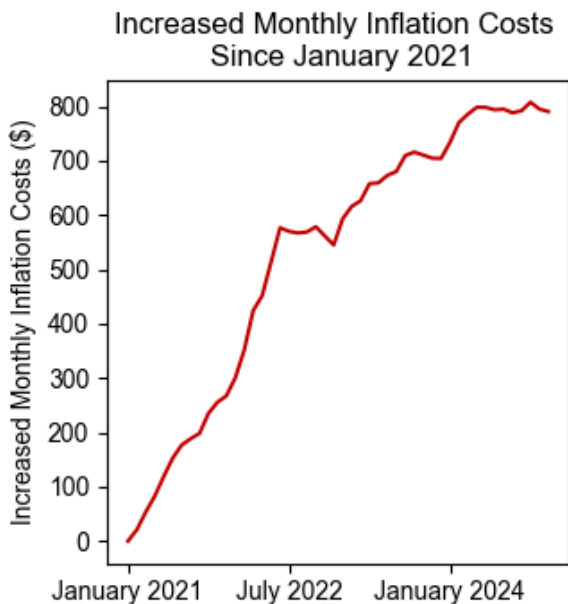


December 2024

Summary

Using the **December 2024** [Consumer Price Index](#) data release by the Bureau of Labor Statistics, the Joint Economic Committee (JEC) [State Inflation Tracker](#) estimates that the average household in **Arkansas** is paying **\$791** more per month to purchase the same basket of goods and services as in January 2021.

Cumulatively, the average **Arkansas** household has spent **\$25,266** more due to inflation since January 2021.



Breakdown

The Census Division where **Arkansas** is located has seen cumulative inflation of **20.5 percent** since January 2021. This is **0.2 percentage points lower** than the national cumulative inflation since January 2021 of **20.7 percent**.

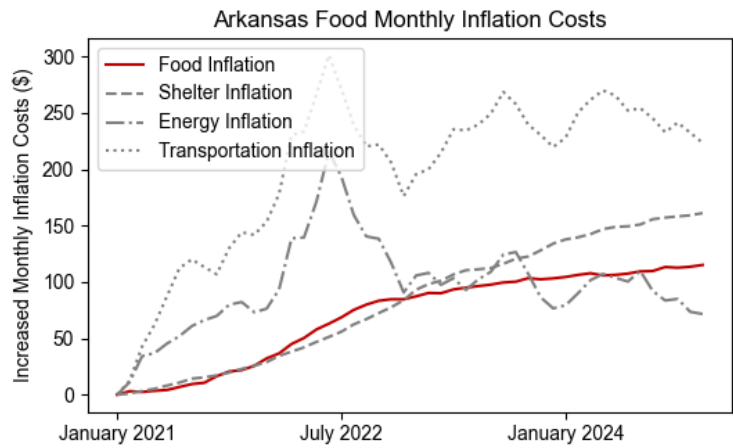
Compared to one year earlier, the average **Arkansas** households needs to spend **\$86** more per month to maintain the same standard of living.

The JEC Inflation Tracker breaks down the increased cost to the average household in **Arkansas** relative to January 2021 into four essential spending categories below:

Household Food Expenses

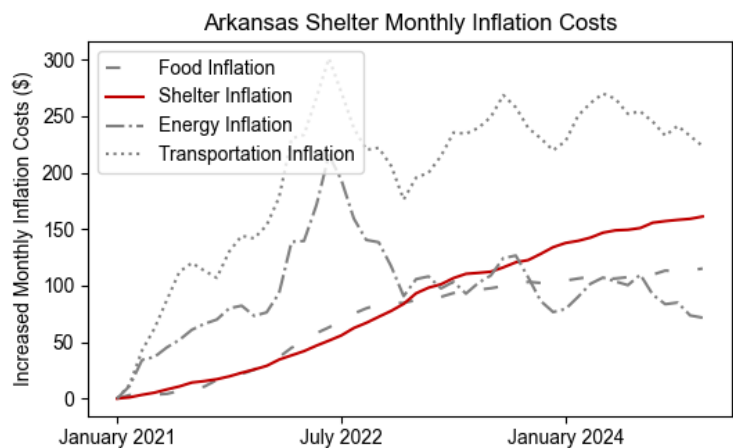
Compared to January 2021, the average household in **Arkansas** is spending **\$115** more on food per month. This is **\$12 more** each month than one year ago.

Cumulatively, the average household in **Arkansas** has spent **\$3,356** more on food due to inflation since January 2021.



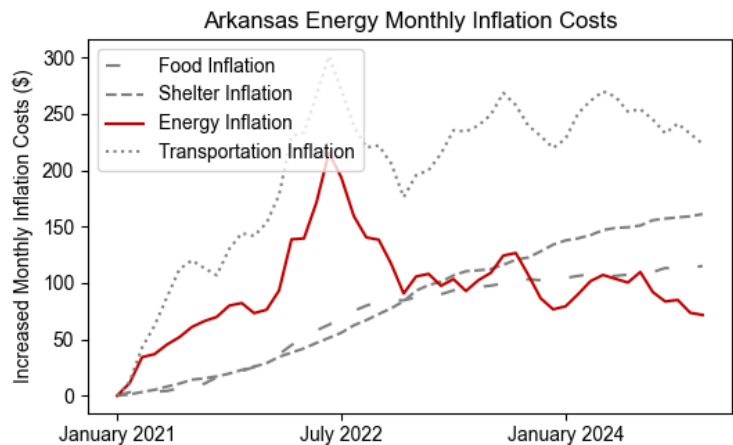
Household Shelter Expenses

Compared to January 2021, the average household in **Arkansas** is spending **\$161** more on shelter per month. This is **\$27 more** each month than one year ago. Cumulatively, the average household in **Arkansas** has spent **\$3,966** more on shelter due to inflation since January 2021.



Household Energy Expenses

Compared to January 2021, the average household in **Arkansas** is spending **\$72** more on energy per month. This is **\$5 less** each month than one year ago. Cumulatively, the average household in **Arkansas** has spent **\$4,624** more on energy due to inflation since January 2021.



Household Transportation Expenses

Compared to January 2021, the average household in **Arkansas** is spending **\$223** more on transportation per month. This is **\$4 more** each month than one year ago. Cumulatively, the average household in **Arkansas** has spent **\$9,514** more on transportation due to inflation since January 2021.

