



United States Congress

Joint Economic Committee

EST. 1946

Republicans

Representative David Schweikert, *Vice Chairman*



Colorado

Inflation Update

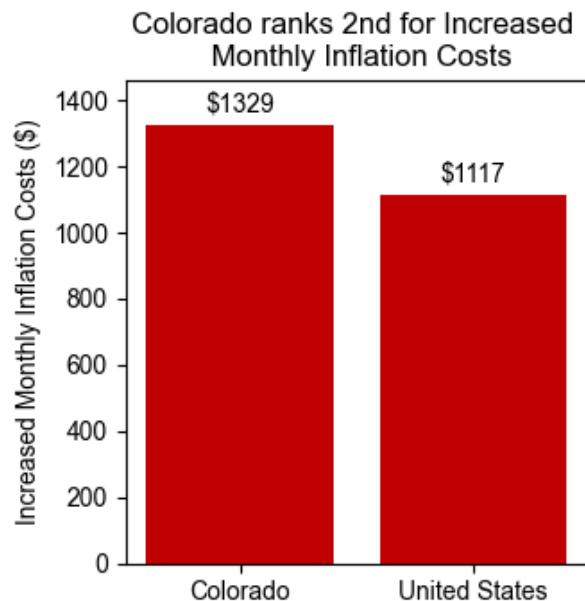
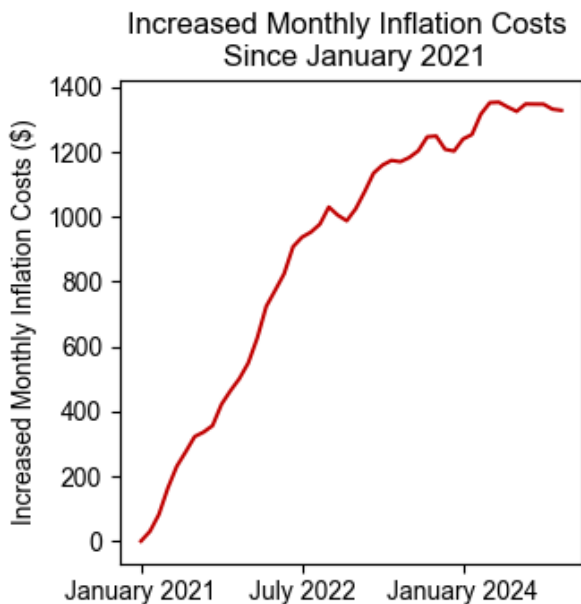


December 2024

Summary

Using the **December 2024** [Consumer Price Index](#) data release by the Bureau of Labor Statistics, the Joint Economic Committee (JEC) [State Inflation Tracker](#) estimates that the average household in **Colorado** is paying **\$1,329** more per month to purchase the same basket of goods and services as in January 2021.

Cumulatively, the average **Colorado** household has spent **\$43,408** more due to inflation since January 2021.



Breakdown

The Census Division where **Colorado** is located has seen cumulative inflation of **21.8 percent** since January 2021. This is **1.2 percentage points higher** than the national cumulative inflation since January 2021 of **20.7 percent**.

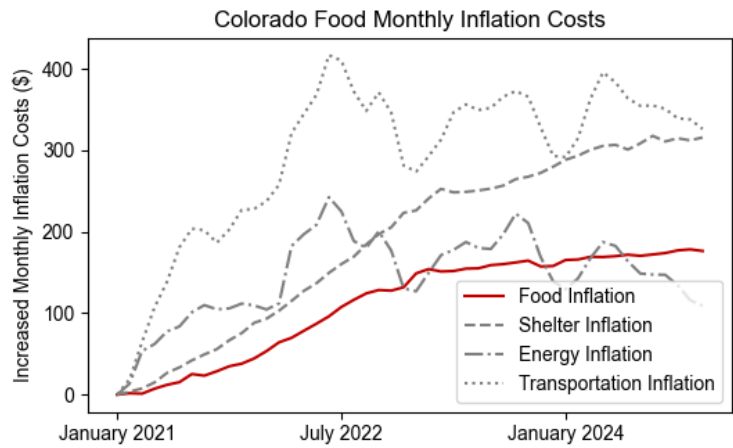
Compared to one year earlier, the average **Colorado** households needs to spend **\$126** more per month to maintain the same standard of living.

The JEC Inflation Tracker breaks down the increased cost to the average household in **Colorado** relative to January 2021 into four essential spending categories below:

Household Food Expenses

Compared to January 2021, the average household in **Colorado** is spending **\$176** more on food per month. This is **\$18 more** each month than one year ago.

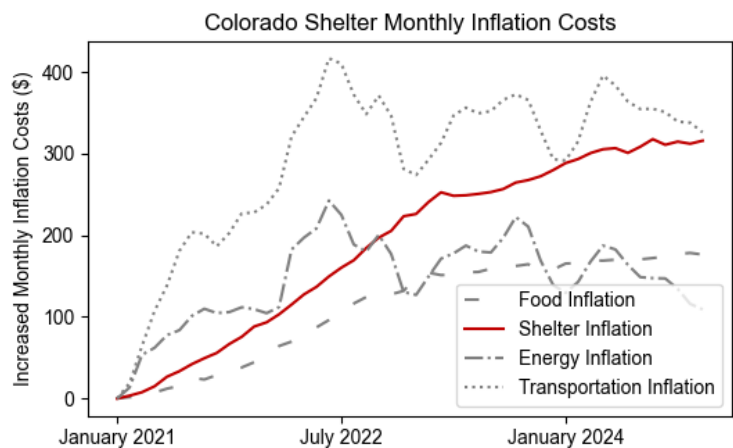
Cumulatively, the average household in **Colorado** has spent **\$5,353** more on food due to inflation since January 2021.



Household Shelter Expenses

Compared to January 2021, the average household in **Colorado** is spending **\$316** more on shelter per month. This is **\$36 more** each month than one year ago.

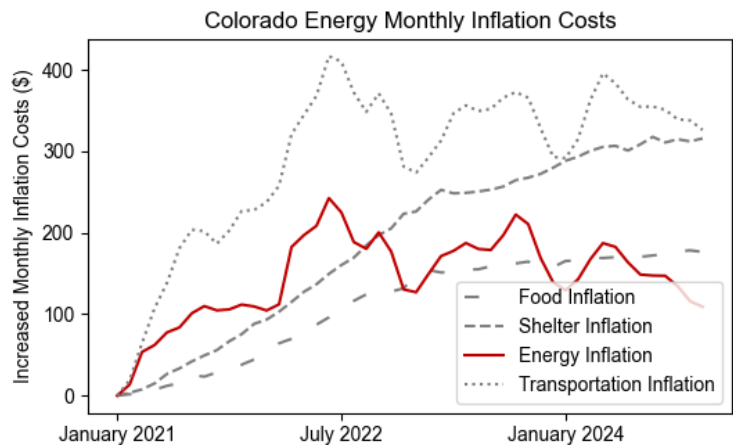
Cumulatively, the average household in **Colorado** has spent **\$9,062** more on shelter due to inflation since January 2021.



Household Energy Expenses

Compared to January 2021, the average household in **Colorado** is spending **\$109** more on energy per month. This is **\$30 less** each month than one year ago.

Cumulatively, the average household in **Colorado** has spent **\$6,966** more on energy due to inflation since January 2021.



Household Transportation Expenses

Compared to January 2021, the average household in **Colorado** is spending **\$326** more on transportation per month. This is **\$33 more** each month than one year ago. Cumulatively, the average household in **Colorado** has spent **\$14,015** more on transportation due to inflation since January 2021.

