



United States Congress

Joint Economic Committee

EST. 1946


Republicans

Representative David Schweikert, *Vice Chairman*



Florida

Inflation Update

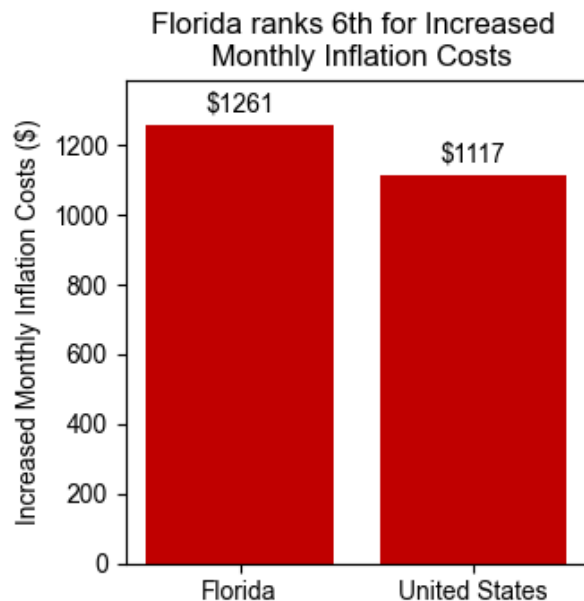
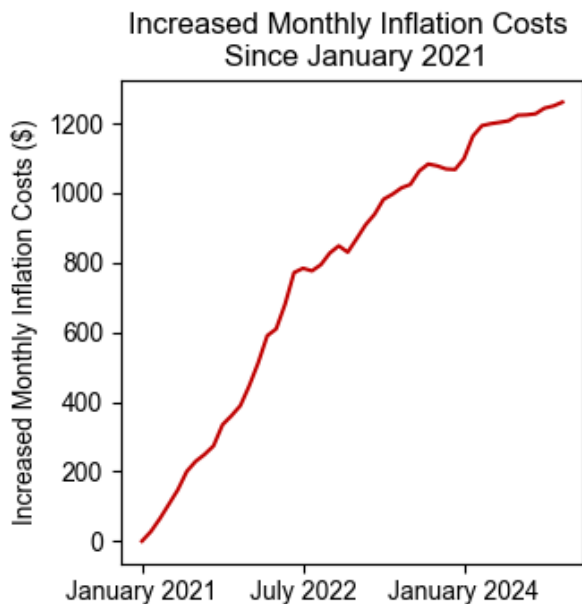


December 2024

Summary

Using the **December 2024** [Consumer Price Index](#) data release by the Bureau of Labor Statistics, the Joint Economic Committee (JEC) [State Inflation Tracker](#) estimates that the average household in **Florida** is paying **\$1,261** more per month to purchase the same basket of goods and services as in January 2021.

Cumulatively, the average **Florida** household has spent **\$37,452** more due to inflation since January 2021.



Breakdown

The Census Division where **Florida** is located has seen cumulative inflation of **22.4 percent** since January 2021. This is **1.7 percentage points higher** than the national cumulative inflation since January 2021 of **20.7 percent**.

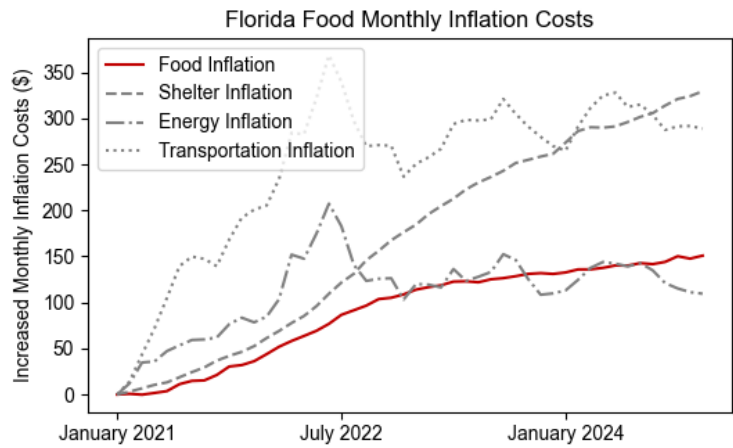
Compared to one year earlier, the average **Florida** households needs to spend **\$194** more per month to maintain the same standard of living.

The JEC Inflation Tracker breaks down the increased cost to the average household in **Florida** relative to January 2021 into four essential spending categories below:

Household Food Expenses

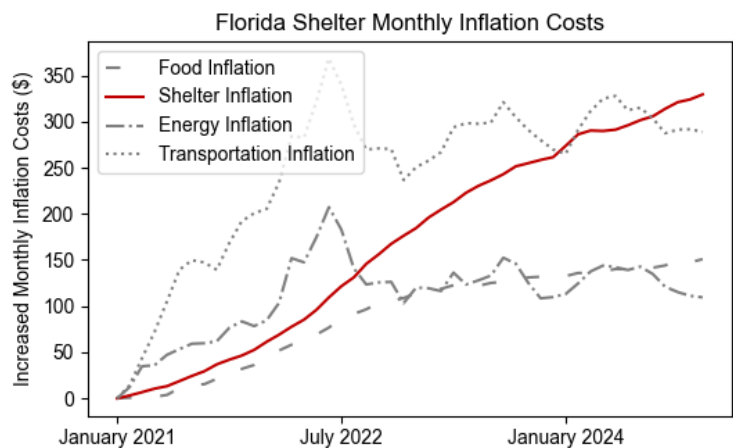
Compared to January 2021, the average household in **Florida** is spending **\$151** more on food per month. This is **\$20 more** each month than one year ago.

Cumulatively, the average household in **Florida** has spent **\$4,312** more on food due to inflation since January 2021.



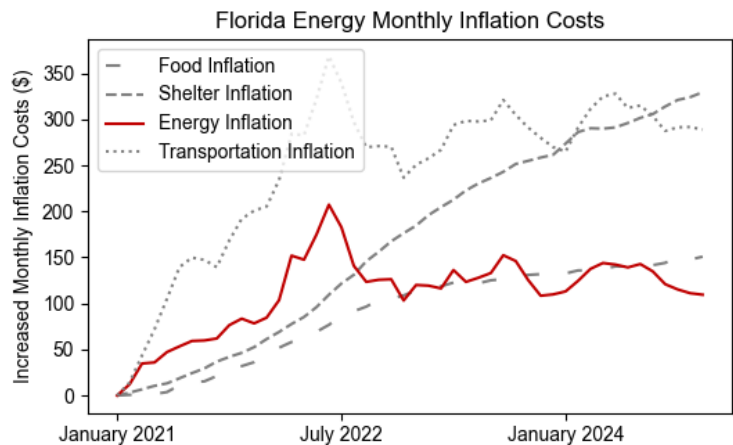
Household Shelter Expenses

Compared to January 2021, the average household in **Florida** is spending **\$330** more on shelter per month. This is **\$68 more** each month than one year ago. Cumulatively, the average household in **Florida** has spent **\$8,061** more on shelter due to inflation since January 2021.



Household Energy Expenses

Compared to January 2021, the average household in **Florida** is spending **\$109** more on energy per month. This is **\$0 more** each month than one year ago. Cumulatively, the average household in **Florida** has spent **\$5,328** more on energy due to inflation since January 2021.



Household Transportation Expenses

Compared to January 2021, the average household in **Florida** is spending **\$289** more on transportation per month. This is **\$19 more** each month than one year ago. Cumulatively, the average household in **Florida** has spent **\$11,795** more on transportation due to inflation since January 2021.

