



United States Congress

Joint Economic Committee

EST. 1946

Republicans

Representative David Schweikert, *Vice Chairman*



Georgia

Inflation Update

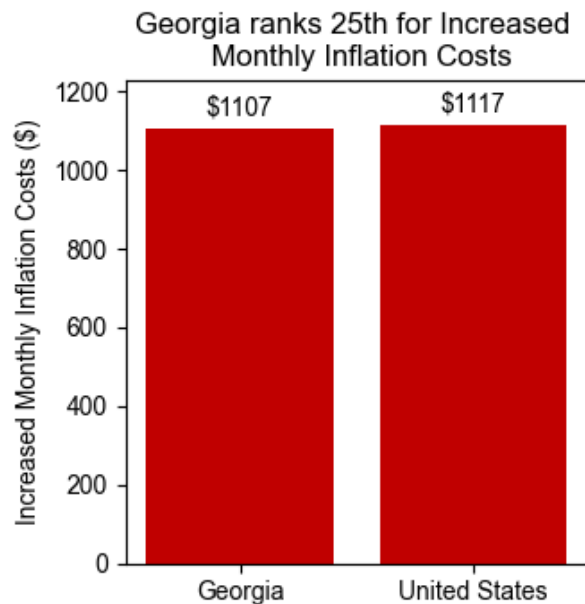
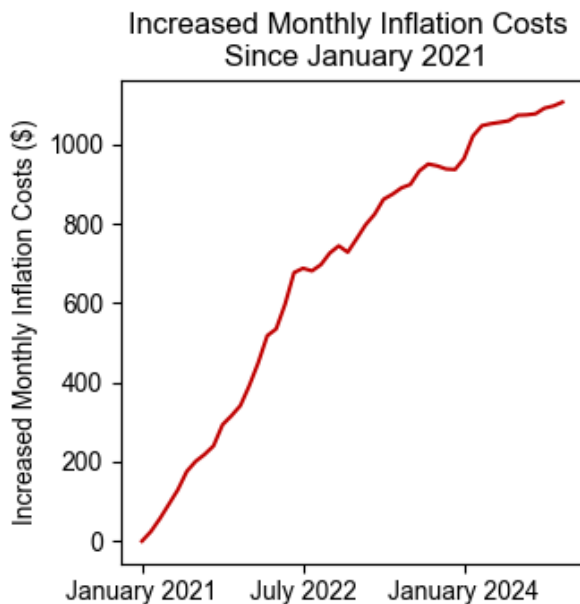


December 2024

Summary

Using the **December 2024** [Consumer Price Index](#) data release by the Bureau of Labor Statistics, the Joint Economic Committee (JEC) [State Inflation Tracker](#) estimates that the average household in **Georgia** is paying **\$1,107** more per month to purchase the same basket of goods and services as in January 2021.

Cumulatively, the average **Georgia** household has spent **\$32,877** more due to inflation since January 2021.



Breakdown

The Census Division where **Georgia** is located has seen cumulative inflation of **22.4 percent** since January 2021. This is **1.7 percentage points higher** than the national cumulative inflation since January 2021 of **20.7 percent**.

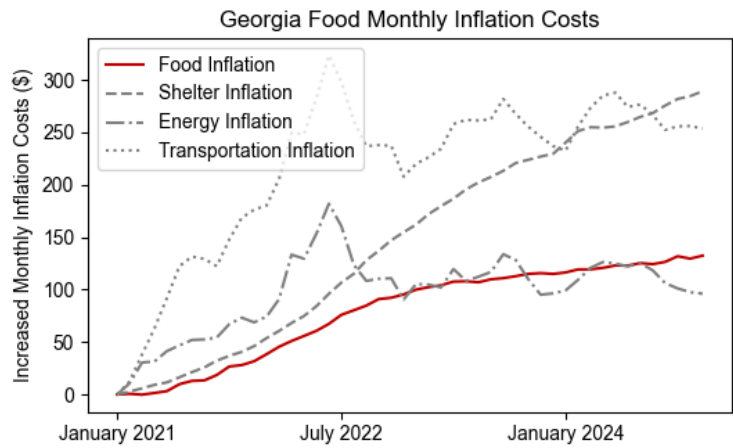
Compared to one year earlier, the average **Georgia** households needs to spend **\$170** more per month to maintain the same standard of living.

The JEC Inflation Tracker breaks down the increased cost to the average household in **Georgia** relative to January 2021 into four essential spending categories below:

Household Food Expenses

Compared to January 2021, the average household in **Georgia** is spending **\$132** more on food per month. This is **\$17 more** each month than one year ago.

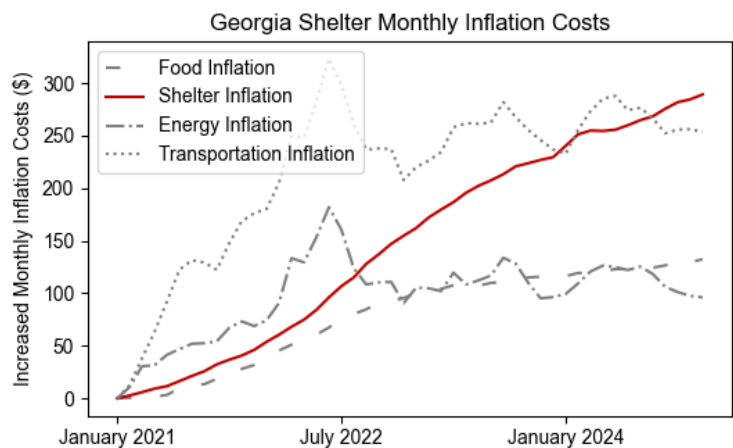
Cumulatively, the average household in **Georgia** has spent **\$3,786** more on food due to inflation since January 2021.



Household Shelter Expenses

Compared to January 2021, the average household in **Georgia** is spending **\$289** more on shelter per month. This is **\$60 more** each month than one year ago.

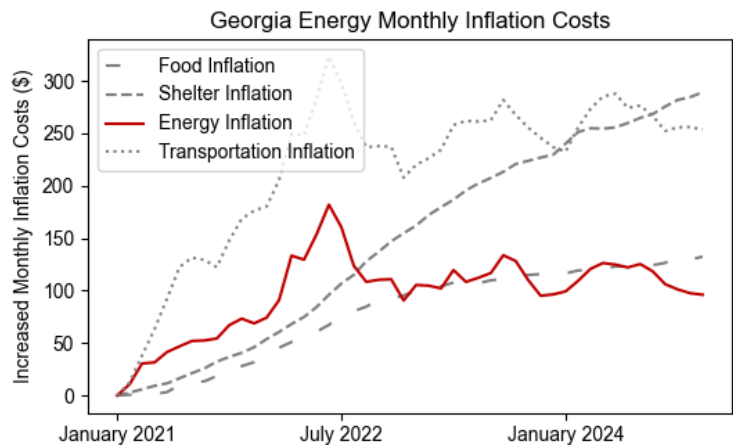
Cumulatively, the average household in **Georgia** has spent **\$7,077** more on shelter due to inflation since January 2021.



Household Energy Expenses

Compared to January 2021, the average household in **Georgia** is spending **\$96** more on energy per month. This is **\$0 more** each month than one year ago.

Cumulatively, the average household in **Georgia** has spent **\$4,677** more on energy due to inflation since January 2021.



Household Transportation Expenses

Compared to January 2021, the average household in **Georgia** is spending **\$254** more on transportation per month. This is **\$17 more** each month than one year ago. Cumulatively, the average household in **Georgia** has spent **\$10,355** more on transportation due to inflation since January 2021.

