



United States Congress

# Joint Economic Committee

EST. 1946

Republicans

Representative David Schweikert, *Vice Chairman*



## Hawaii

### Inflation Update

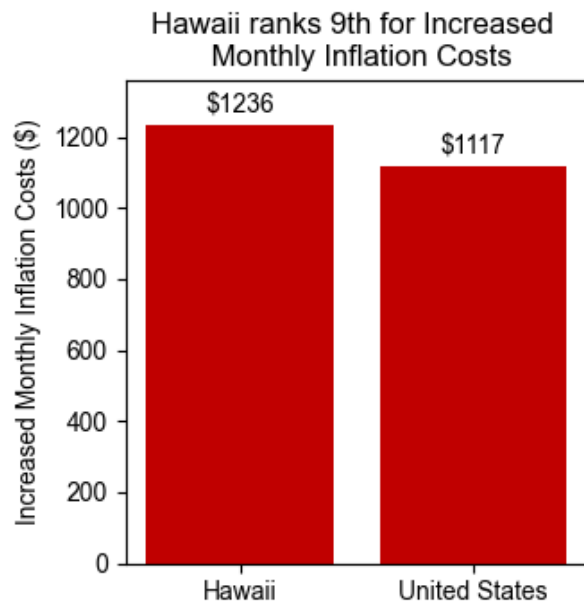
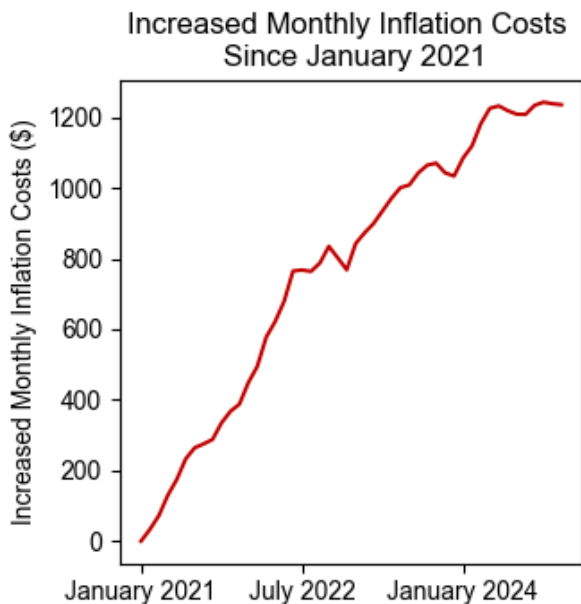


## December 2024

### Summary

Using the **December 2024** [Consumer Price Index](#) data release by the Bureau of Labor Statistics, the Joint Economic Committee (JEC) [State Inflation Tracker](#) estimates that the average household in **Hawaii** is paying **\$1,236** more per month to purchase the same basket of goods and services as in January 2021.

Cumulatively, the average **Hawaii** household has spent **\$37,082** more due to inflation since January 2021.



### Breakdown

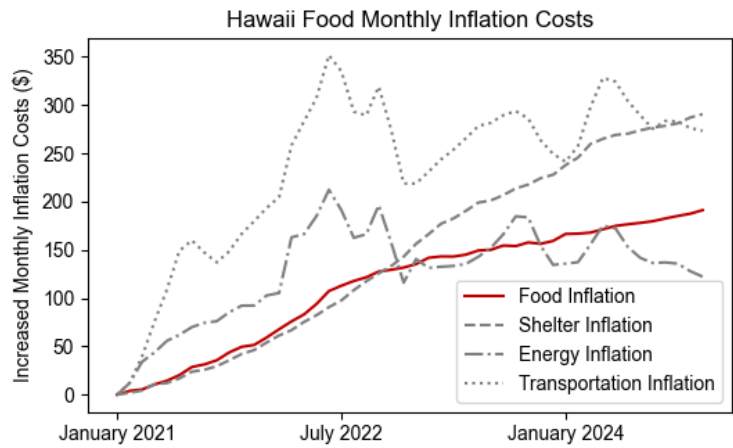
The Census Division where **Hawaii** is located has seen cumulative inflation of **20.1 percent** since January 2021. This is **0.6 percentage points lower** than the national cumulative inflation since January 2021 of **20.7 percent**.

Compared to one year earlier, the average **Hawaii** households needs to spend **\$202** more per month to maintain the same standard of living.

The JEC Inflation Tracker breaks down the increased cost to the average household in **Hawaii** relative to January 2021 into four essential spending categories below:

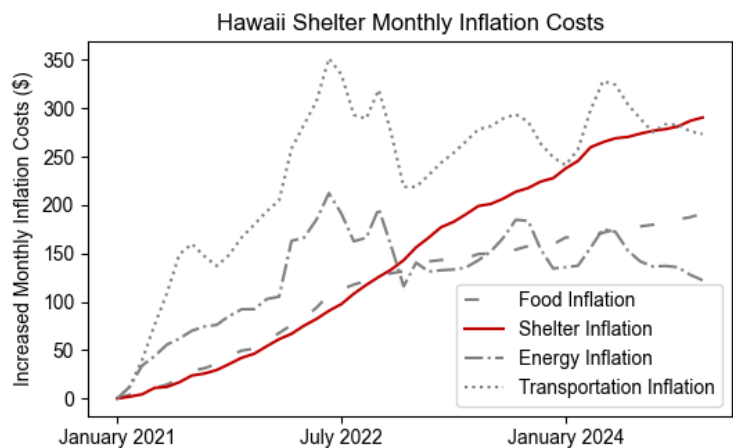
### Household Food Expenses

Compared to January 2021, the average household in **Hawaii** is spending **\$191** more on food per month. This is **\$32 more** each month than one year ago. Cumulatively, the average household in **Hawaii** has spent **\$5,442** more on food due to inflation since January 2021.



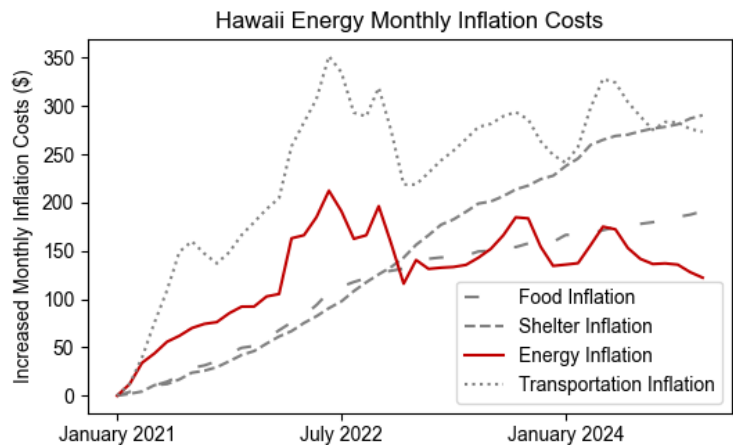
### Household Shelter Expenses

Compared to January 2021, the average household in **Hawaii** is spending **\$291** more on shelter per month. This is **\$63 more** each month than one year ago. Cumulatively, the average household in **Hawaii** has spent **\$7,005** more on shelter due to inflation since January 2021.



### Household Energy Expenses

Compared to January 2021, the average household in **Hawaii** is spending **\$122** more on energy per month. This is **\$12 less** each month than one year ago. Cumulatively, the average household in **Hawaii** has spent **\$6,146** more on energy due to inflation since January 2021.



### Household Transportation Expenses

Compared to January 2021, the average household in **Hawaii** is spending **\$273** more on transportation per month. This is **\$24 more** each month than one year ago. Cumulatively, the average household in **Hawaii** has spent **\$11,245** more on transportation due to inflation since January 2021.

