



United States Congress

Joint Economic Committee

EST. 1946

Republicans

Representative David Schweikert, *Vice Chairman*



Idaho

Inflation Update

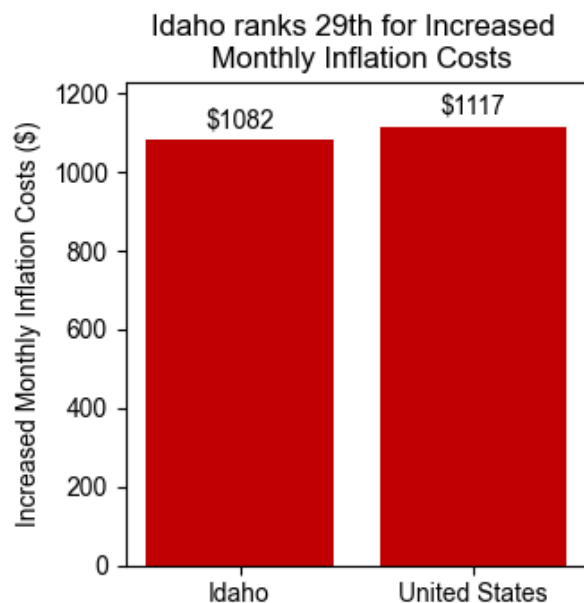
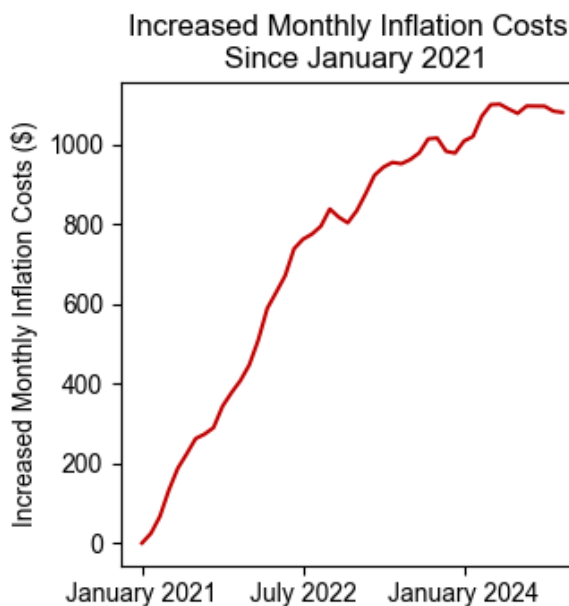


December 2024

Summary

Using the **December 2024** [Consumer Price Index](#) data release by the Bureau of Labor Statistics, the Joint Economic Committee (JEC) [State Inflation Tracker](#) estimates that the average household in **Idaho** is paying **\$1,082** more per month to purchase the same basket of goods and services as in January 2021.

Cumulatively, the average **Idaho** household has spent **\$35,340** more due to inflation since January 2021.



Breakdown

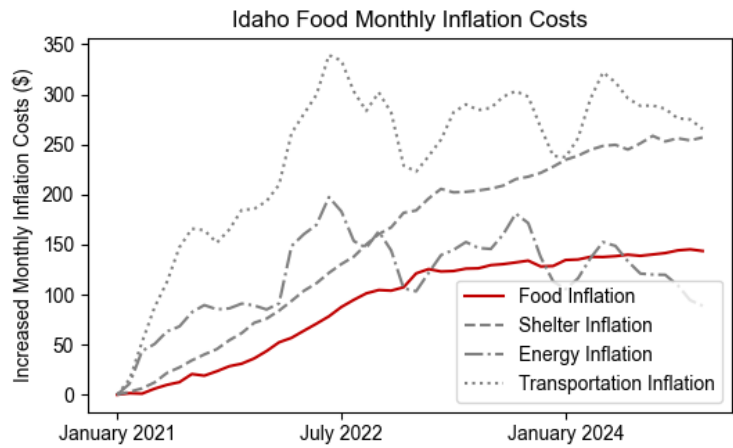
The Census Division where **Idaho** is located has seen cumulative inflation of **21.8 percent** since January 2021. This is **1.2 percentage points higher** than the national cumulative inflation since January 2021 of **20.7 percent**.

Compared to one year earlier, the average **Idaho** households needs to spend **\$102** more per month to maintain the same standard of living.

The JEC Inflation Tracker breaks down the increased cost to the average household in **Idaho** relative to January 2021 into four essential spending categories below:

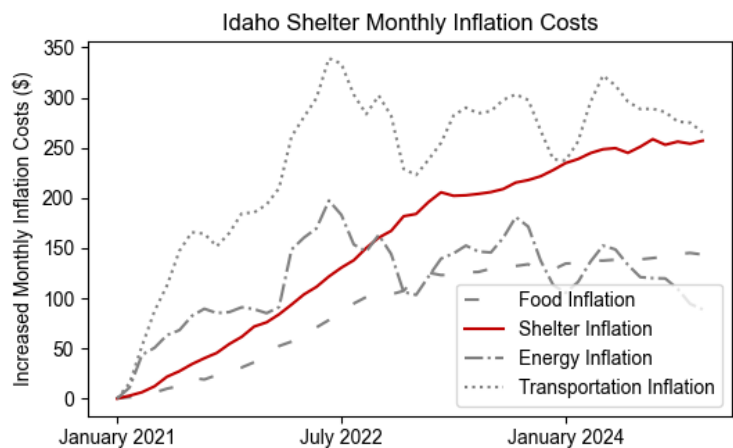
Household Food Expenses

Compared to January 2021, the average household in **Idaho** is spending **\$144** more on food per month. This is **\$15 more** each month than one year ago. Cumulatively, the average household in **Idaho** has spent **\$4,358** more on food due to inflation since January 2021.



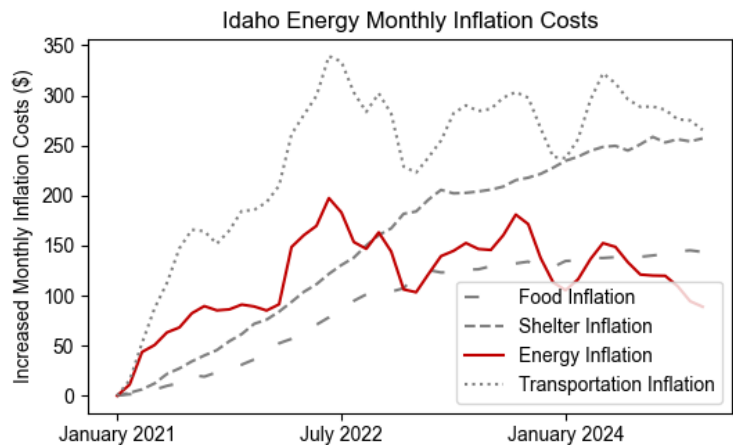
Household Shelter Expenses

Compared to January 2021, the average household in **Idaho** is spending **\$257** more on shelter per month. This is **\$29 more** each month than one year ago. Cumulatively, the average household in **Idaho** has spent **\$7,378** more on shelter due to inflation since January 2021.



Household Energy Expenses

Compared to January 2021, the average household in **Idaho** is spending **\$89** more on energy per month. This is **\$24 less** each month than one year ago. Cumulatively, the average household in **Idaho** has spent **\$5,671** more on energy due to inflation since January 2021.



Household Transportation Expenses

Compared to January 2021, the average household in **Idaho** is spending **\$265** more on transportation per month. This is **\$27 more** each month than one year ago. Cumulatively, the average household in **Idaho** has spent **\$11,410** more on transportation due to inflation since January 2021.

