



United States Congress

Joint Economic Committee

EST. 1946

Republicans

Representative David Schweikert, *Vice Chairman*



Kansas

Inflation Update

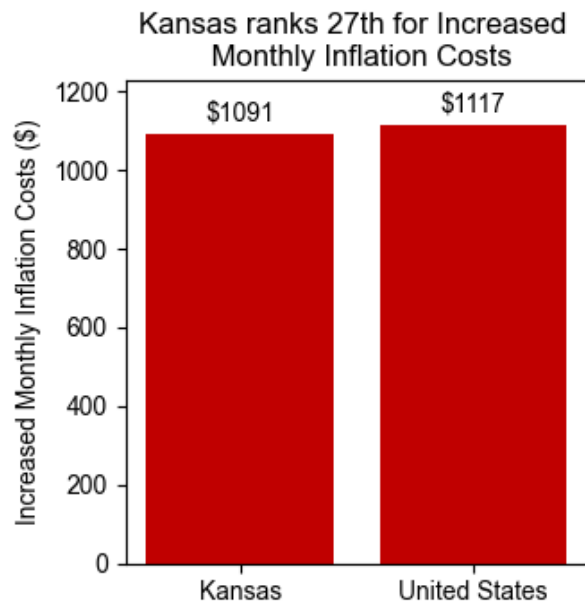
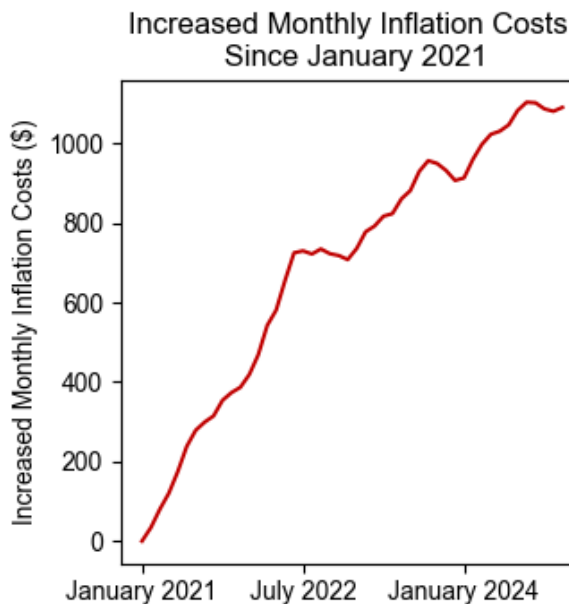


December 2024

Summary

Using the **December 2024** [Consumer Price Index](#) data release by the Bureau of Labor Statistics, the Joint Economic Committee (JEC) [State Inflation Tracker](#) estimates that the average household in **Kansas** is paying **\$1,091** more per month to purchase the same basket of goods and services as in January 2021.

Cumulatively, the average **Kansas** household has spent **\$33,275** more due to inflation since January 2021.



Breakdown

The Census Division where **Kansas** is located has seen cumulative inflation of **20.7 percent** since January 2021. This is **0.0 percentage points higher** than the national cumulative inflation since January 2021 of **20.7 percent**.

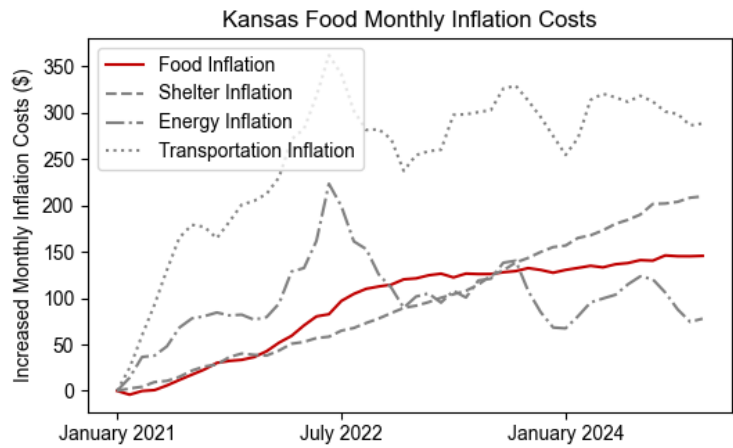
Compared to one year earlier, the average **Kansas** households needs to spend **\$184** more per month to maintain the same standard of living.

The JEC Inflation Tracker breaks down the increased cost to the average household in **Kansas** relative to January 2021 into four essential spending categories below:

Household Food Expenses

Compared to January 2021, the average household in **Kansas** is spending **\$146** more on food per month. This is **\$18 more** each month than one year ago.

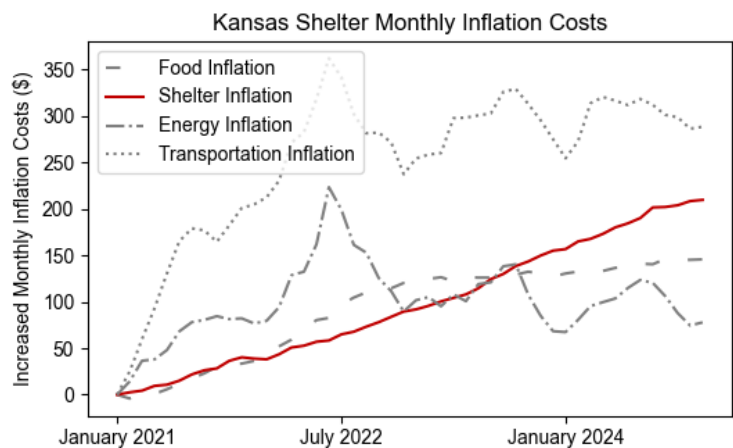
Cumulatively, the average household in **Kansas** has spent **\$4,420** more on food due to inflation since January 2021.



Household Shelter Expenses

Compared to January 2021, the average household in **Kansas** is spending **\$210** more on shelter per month. This is **\$55 more** each month than one year ago.

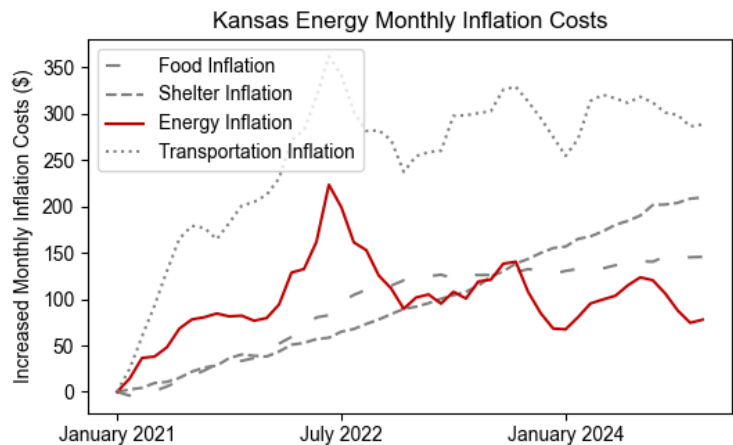
Cumulatively, the average household in **Kansas** has spent **\$4,688** more on shelter due to inflation since January 2021.



Household Energy Expenses

Compared to January 2021, the average household in **Kansas** is spending **\$78** more on energy per month. This is **\$10 more** each month than one year ago.

Cumulatively, the average household in **Kansas** has spent **\$4,787** more on energy due to inflation since January 2021.



Household Transportation Expenses

Compared to January 2021, the average household in **Kansas** is spending **\$288** more on transportation per month. This is **\$13 more** each month than one year ago. Cumulatively, the average household in **Kansas** has spent **\$12,074** more on transportation due to inflation since January 2021.

