



United States Congress

Joint Economic Committee

EST. 1946

Republicans

Representative David Schweikert, *Vice Chairman*



Kentucky

Inflation Update

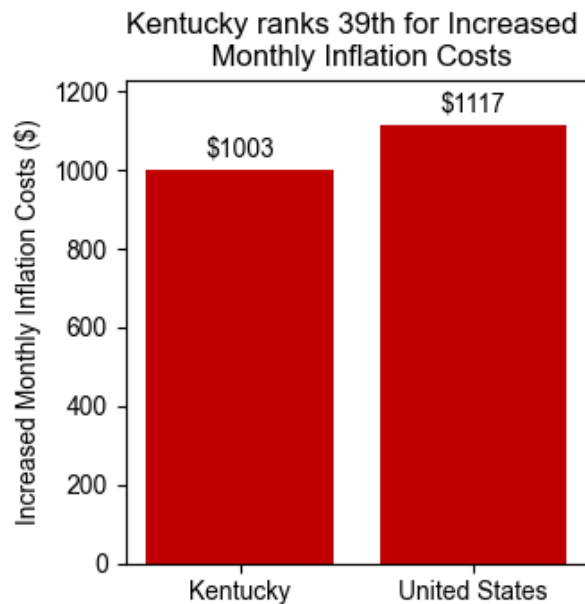
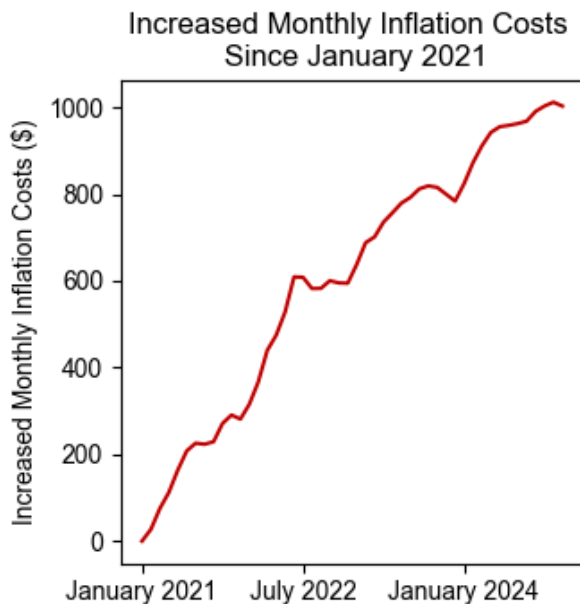


December 2024

Summary

Using the **December 2024** [Consumer Price Index](#) data release by the Bureau of Labor Statistics, the Joint Economic Committee (JEC) [State Inflation Tracker](#) estimates that the average household in **Kentucky** is paying **\$1,003** more per month to purchase the same basket of goods and services as in January 2021.

Cumulatively, the average **Kentucky** household has spent **\$28,923** more due to inflation since January 2021.



Breakdown

The Census Division where **Kentucky** is located has seen cumulative inflation of **22.1 percent** since January 2021. This is **1.4 percentage points higher** than the national cumulative inflation since January 2021 of **20.7 percent**.

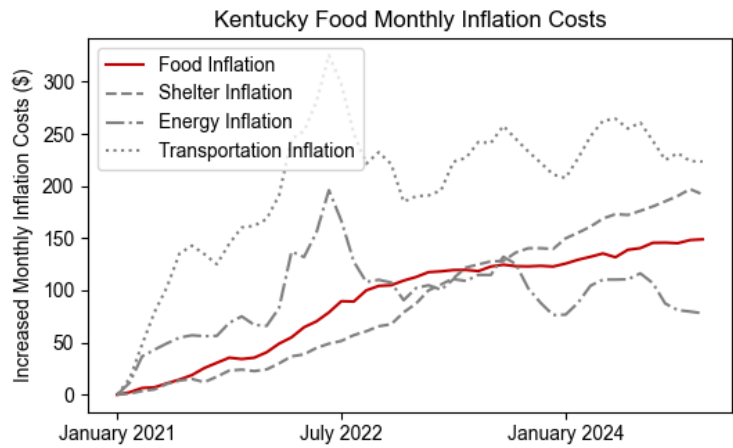
Compared to one year earlier, the average **Kentucky** households needs to spend **\$219** more per month to maintain the same standard of living.

The JEC Inflation Tracker breaks down the increased cost to the average household in **Kentucky** relative to January 2021 into four essential spending categories below:

Household Food Expenses

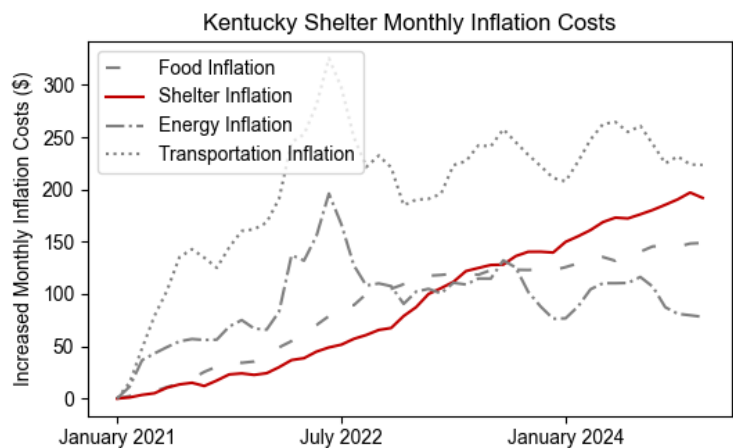
Compared to January 2021, the average household in **Kentucky** is spending **\$149** more on food per month. This is **\$26 more** each month than one year ago.

Cumulatively, the average household in **Kentucky** has spent **\$4,289** more on food due to inflation since January 2021.



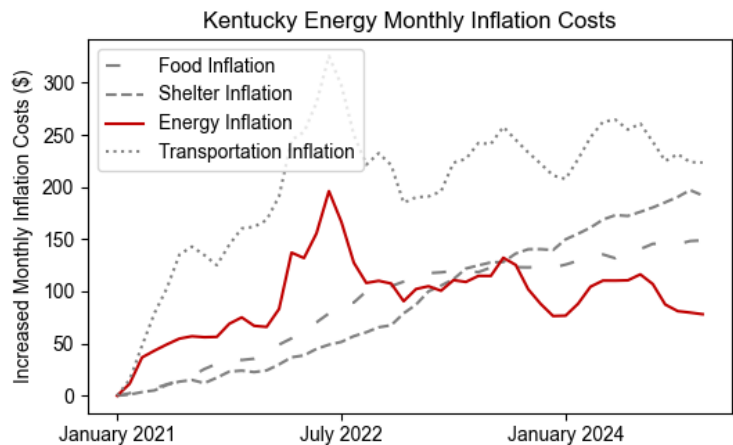
Household Shelter Expenses

Compared to January 2021, the average household in **Kentucky** is spending **\$192** more on shelter per month. This is **\$52 more** each month than one year ago. Cumulatively, the average household in **Kentucky** has spent **\$4,317** more on shelter due to inflation since January 2021.



Household Energy Expenses

Compared to January 2021, the average household in **Kentucky** is spending **\$78** more on energy per month. This is **\$2 more** each month than one year ago. Cumulatively, the average household in **Kentucky** has spent **\$4,485** more on energy due to inflation since January 2021.



Household Transportation Expenses

Compared to January 2021, the average household in **Kentucky** is spending **\$223** more on transportation per month. This is **\$12 more** each month than one year ago. Cumulatively, the average household in **Kentucky** has spent **\$9,672** more on transportation due to inflation since January 2021.

