



United States Congress

# Joint Economic Committee

EST. 1946

Republicans

Representative David Schweikert, *Vice Chairman*



## Massachusetts

### Inflation Update

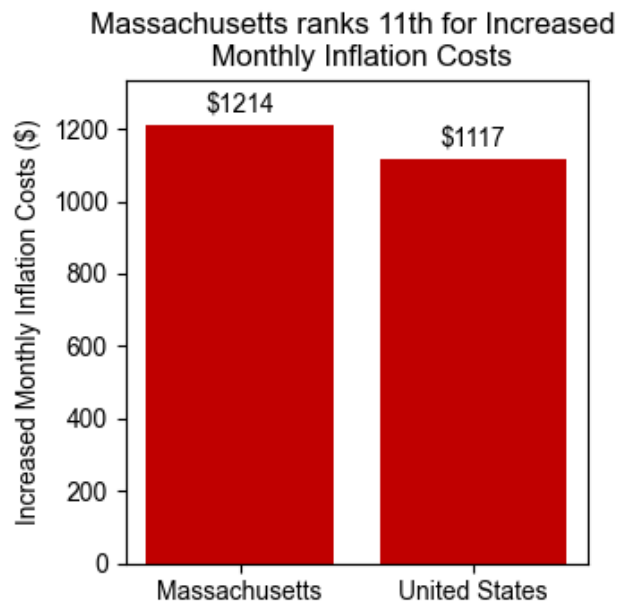
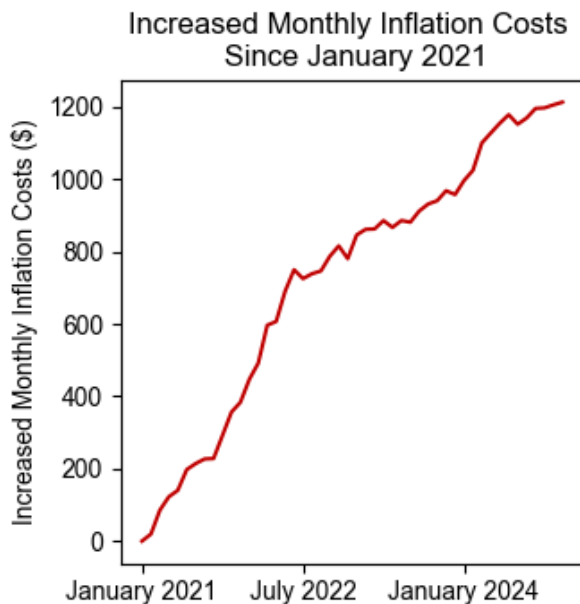


**December 2024**

#### Summary

Using the **December 2024** [Consumer Price Index](#) data release by the Bureau of Labor Statistics, the Joint Economic Committee (JEC) [State Inflation Tracker](#) estimates that the average household in **Massachusetts** is paying **\$1,214** more per month to purchase the same basket of goods and services as in January 2021.

Cumulatively, the average **Massachusetts** household has spent **\$34,975** more due to inflation since January 2021.



#### Breakdown

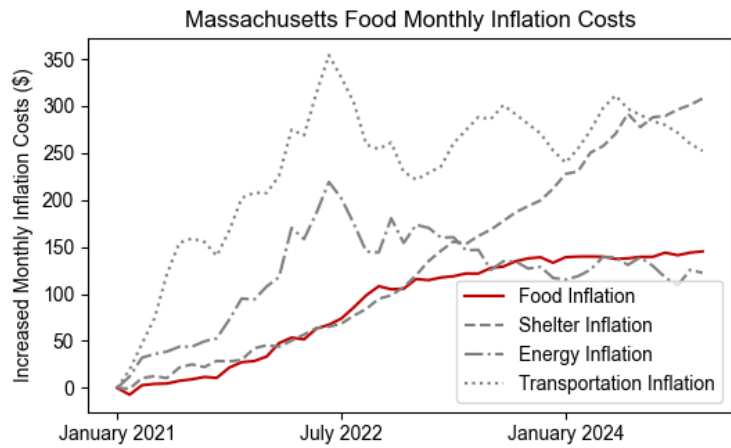
The Census Division where **Massachusetts** is located has seen cumulative inflation of **17.9 percent** since January 2021. This is **2.8 percentage points lower** than the national cumulative inflation since January 2021 of **20.7 percent**.

Compared to one year earlier, the average **Massachusetts** households needs to spend **\$256** more per month to maintain the same standard of living.

The JEC Inflation Tracker breaks down the increased cost to the average household in **Massachusetts** relative to January 2021 into four essential spending categories below:

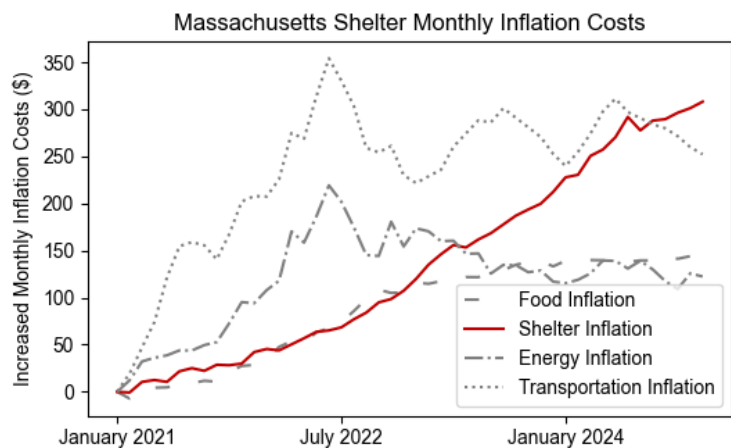
### Household Food Expenses

Compared to January 2021, the average household in **Massachusetts** is spending **\$145** more on food per month. This is **\$12 more** each month than one year ago. Cumulatively, the average household in **Massachusetts** has spent **\$4,215** more on food due to inflation since January 2021.



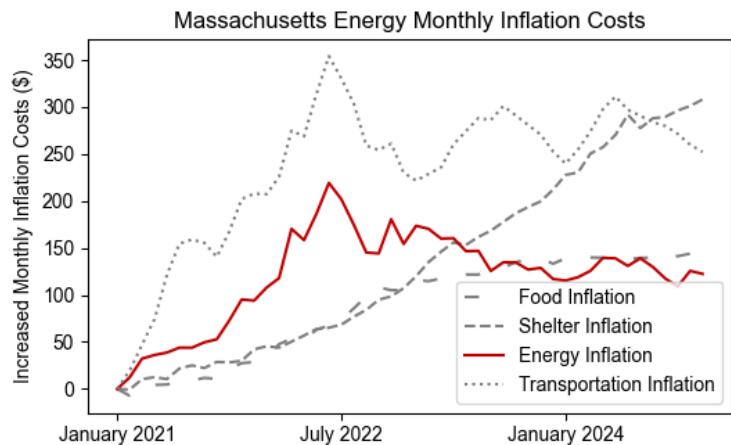
### Household Shelter Expenses

Compared to January 2021, the average household in **Massachusetts** is spending **\$308** more on shelter per month. This is **\$96 more** each month than one year ago. Cumulatively, the average household in **Massachusetts** has spent **\$6,385** more on shelter due to inflation since January 2021.



### Household Energy Expenses

Compared to January 2021, the average household in **Massachusetts** is spending **\$122** more on energy per month. This is **\$5 more** each month than one year ago. Cumulatively, the average household in **Massachusetts** has spent **\$5,771** more on energy due to inflation since January 2021.



### Household Transportation Expenses

Compared to January 2021, the average household in **Massachusetts** is spending **\$252** more on transportation per month. This is **\$0 more** each month than one year ago. Cumulatively, the average household in **Massachusetts** has spent **\$11,236** more on transportation due to inflation since January 2021.

