



United States Congress

# Joint Economic Committee

EST. 1946

Republicans

Representative David Schweikert, *Vice Chairman*



## Nebraska

### Inflation Update

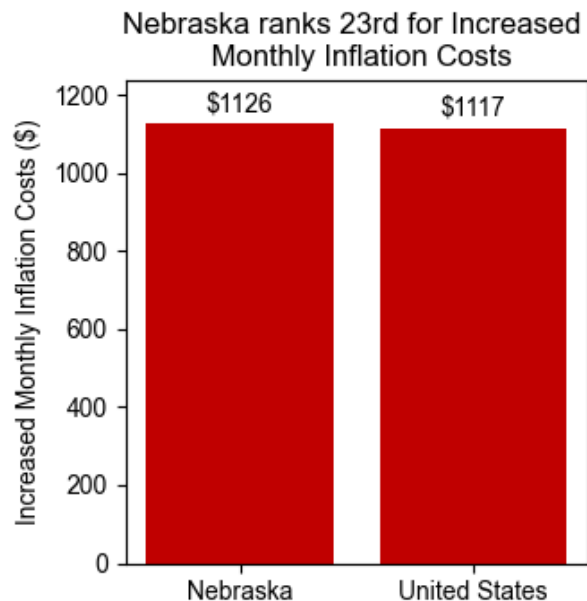
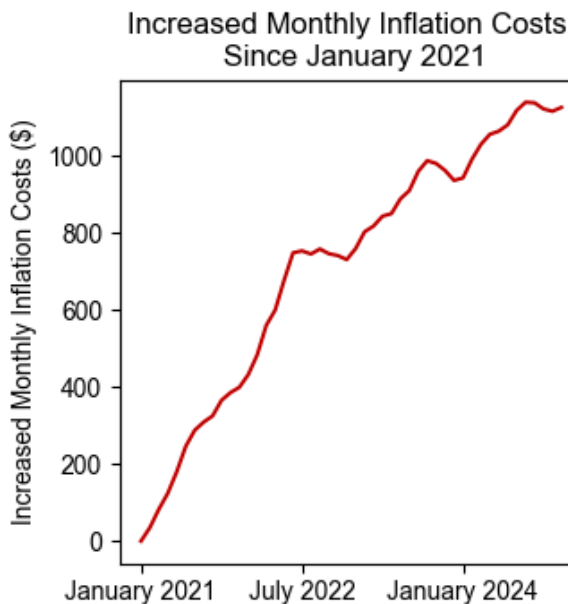


**December 2024**

#### Summary

Using the **December 2024** [Consumer Price Index](#) data release by the Bureau of Labor Statistics, the Joint Economic Committee (JEC) [State Inflation Tracker](#) estimates that the average household in **Nebraska** is paying **\$1,126** more per month to purchase the same basket of goods and services as in January 2021.

Cumulatively, the average **Nebraska** household has spent **\$34,353** more due to inflation since January 2021.



#### Breakdown

The Census Division where **Nebraska** is located has seen cumulative inflation of **20.7 percent** since January 2021. This is **0.0 percentage points higher** than the national cumulative inflation since January 2021 of **20.7 percent**.

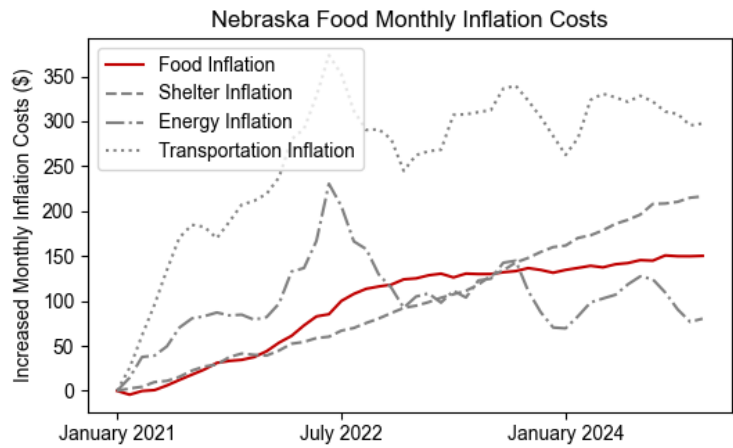
Compared to one year earlier, the average **Nebraska** households needs to spend **\$190** more per month to maintain the same standard of living.

The JEC Inflation Tracker breaks down the increased cost to the average household in **Nebraska** relative to January 2021 into four essential spending categories below:

### Household Food Expenses

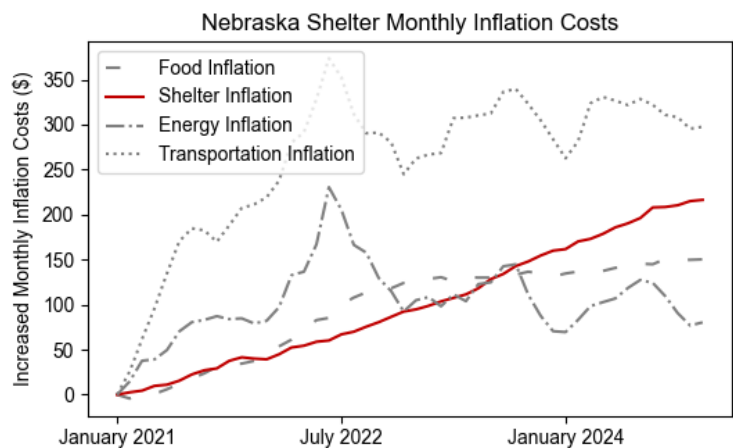
Compared to January 2021, the average household in **Nebraska** is spending **\$150** more on food per month. This is **\$19 more** each month than one year ago.

Cumulatively, the average household in **Nebraska** has spent **\$4,563** more on food due to inflation since January 2021.



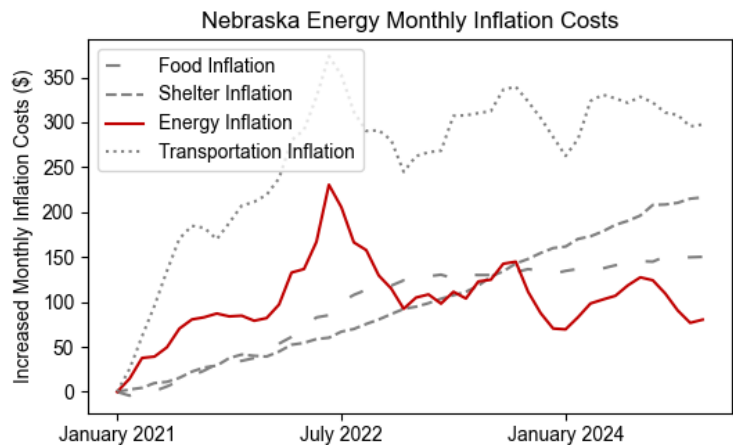
### Household Shelter Expenses

Compared to January 2021, the average household in **Nebraska** is spending **\$216** more on shelter per month. This is **\$56 more** each month than one year ago. Cumulatively, the average household in **Nebraska** has spent **\$4,840** more on shelter due to inflation since January 2021.



### Household Energy Expenses

Compared to January 2021, the average household in **Nebraska** is spending **\$80** more on energy per month. This is **\$10 more** each month than one year ago. Cumulatively, the average household in **Nebraska** has spent **\$4,942** more on energy due to inflation since January 2021.



### Household Transportation Expenses

Compared to January 2021, the average household in **Nebraska** is spending **\$298** more on transportation per month. This is **\$14 more** each month than one year ago. Cumulatively, the average household in **Nebraska** has spent **\$12,465** more on transportation due to inflation since January 2021.

