



United States Congress

Joint Economic Committee

EST. 1946

Republicans

Representative David Schweikert, *Vice Chairman*



South Carolina

Inflation Update



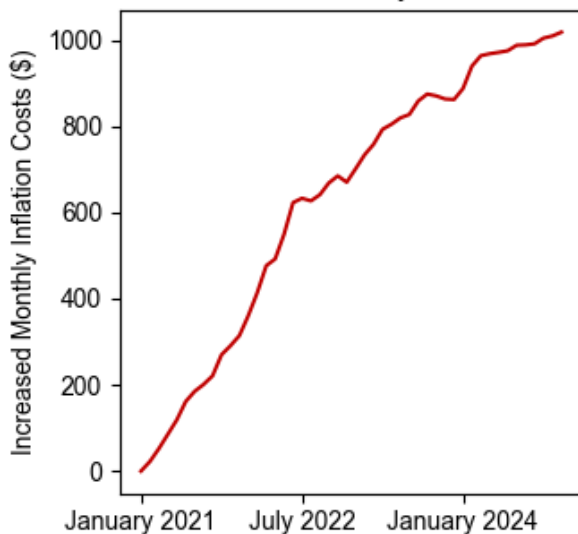
December 2024

Summary

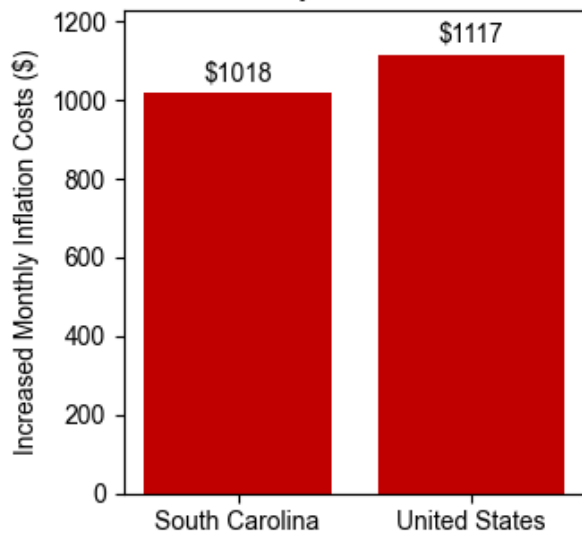
Using the **December 2024** [Consumer Price Index](#) data release by the Bureau of Labor Statistics, the Joint Economic Committee (JEC) [State Inflation Tracker](#) estimates that the average household in **South Carolina** is paying **\$1,018** more per month to purchase the same basket of goods and services as in January 2021.

Cumulatively, the average **South Carolina** household has spent **\$30,230** more due to inflation since January 2021.

Increased Monthly Inflation Costs
Since January 2021



South Carolina ranks 35th for Increased
Monthly Inflation Costs



Breakdown

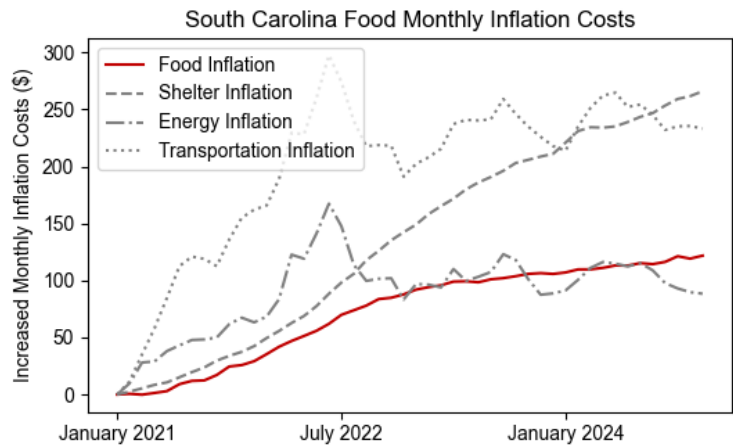
The Census Division where **South Carolina** is located has seen cumulative inflation of **22.4 percent** since January 2021. This is **1.7 percentage points higher** than the national cumulative inflation since January 2021 of **20.7 percent**.

Compared to one year earlier, the average **South Carolina** households needs to spend **\$156** more per month to maintain the same standard of living.

The JEC Inflation Tracker breaks down the increased cost to the average household in **South Carolina** relative to January 2021 into four essential spending categories below:

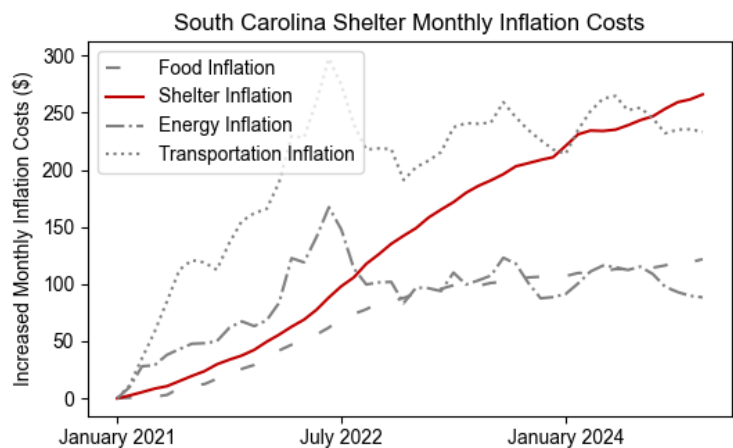
Household Food Expenses

Compared to January 2021, the average household in **South Carolina** is spending **\$122** more on food per month. This is **\$16 more** each month than one year ago. Cumulatively, the average household in **South Carolina** has spent **\$3,481** more on food due to inflation since January 2021.



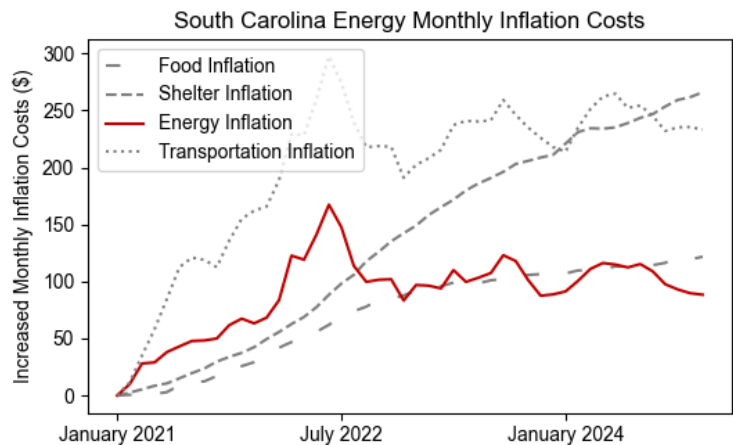
Household Shelter Expenses

Compared to January 2021, the average household in **South Carolina** is spending **\$266** more on shelter per month. This is **\$55 more** each month than one year ago. Cumulatively, the average household in **South Carolina** has spent **\$6,507** more on shelter due to inflation since January 2021.



Household Energy Expenses

Compared to January 2021, the average household in **South Carolina** is spending **\$88** more on energy per month. This is **\$0 more** each month than one year ago. Cumulatively, the average household in **South Carolina** has spent **\$4,301** more on energy due to inflation since January 2021.



Household Transportation Expenses

Compared to January 2021, the average household in **South Carolina** is spending **\$233** more on transportation per month. This is **\$15 more** each month than one year ago. Cumulatively, the average household in **South Carolina** has spent **\$9,521** more on transportation due to inflation since January 2021.

