



United States Congress

# Joint Economic Committee

EST. 1946

Republicans

Representative David Schweikert, *Vice Chairman*



## West Virginia

### Inflation Update

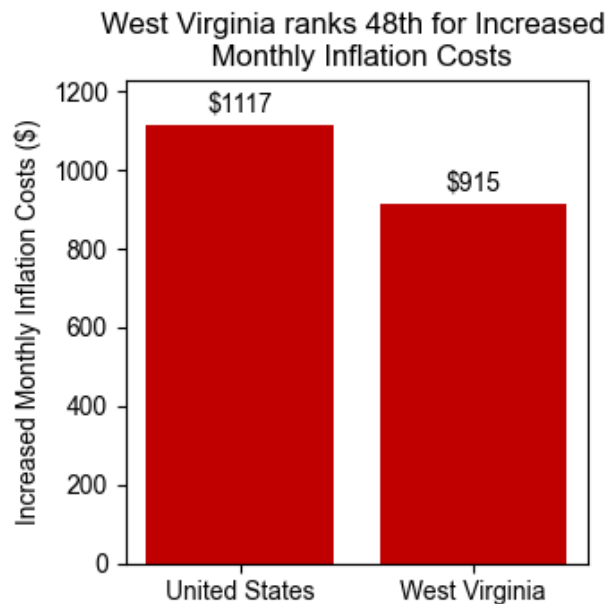
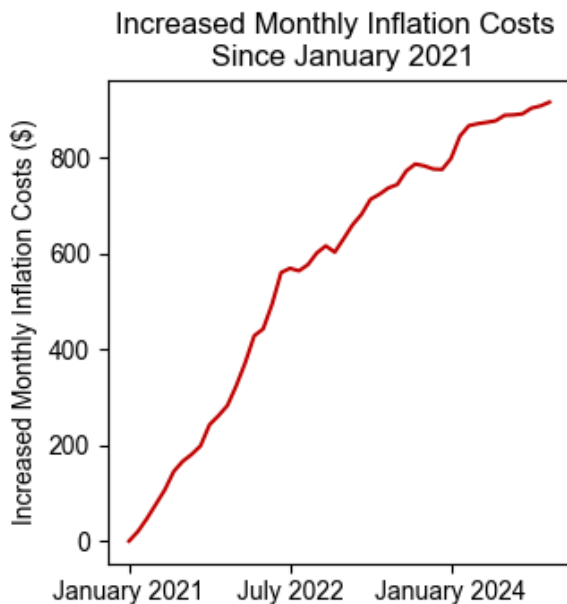


**December 2024**

#### Summary

Using the **December 2024** [Consumer Price Index](#) data release by the Bureau of Labor Statistics, the Joint Economic Committee (JEC) [State Inflation Tracker](#) estimates that the average household in **West Virginia** is paying **\$915** more per month to purchase the same basket of goods and services as in January 2021.

Cumulatively, the average **West Virginia** household has spent **\$27,179** more due to inflation since January 2021.



#### Breakdown

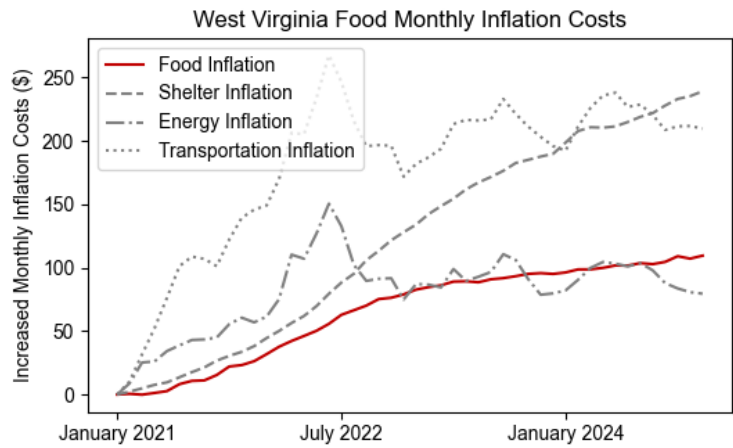
The Census Division where **West Virginia** is located has seen cumulative inflation of **22.4 percent** since January 2021. This is **1.7 percentage points higher** than the national cumulative inflation since January 2021 of **20.7 percent**.

Compared to one year earlier, the average **West Virginia** households needs to spend **\$140** more per month to maintain the same standard of living.

The JEC Inflation Tracker breaks down the increased cost to the average household in **West Virginia** relative to January 2021 into four essential spending categories below:

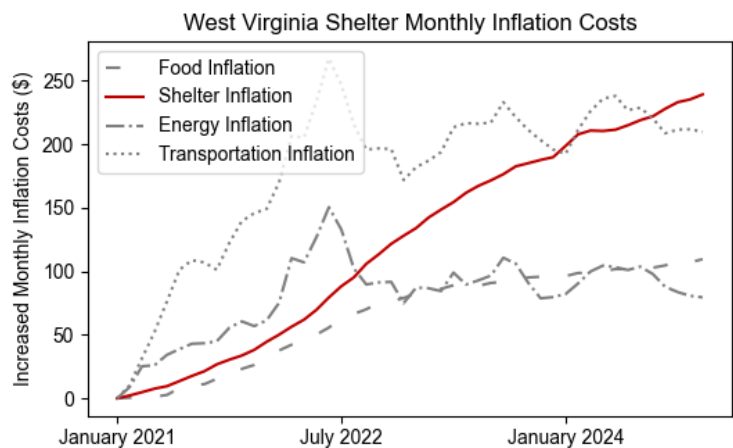
### Household Food Expenses

Compared to January 2021, the average household in **West Virginia** is spending **\$109** more on food per month. This is **\$14 more** each month than one year ago. Cumulatively, the average household in **West Virginia** has spent **\$3,130** more on food due to inflation since January 2021.



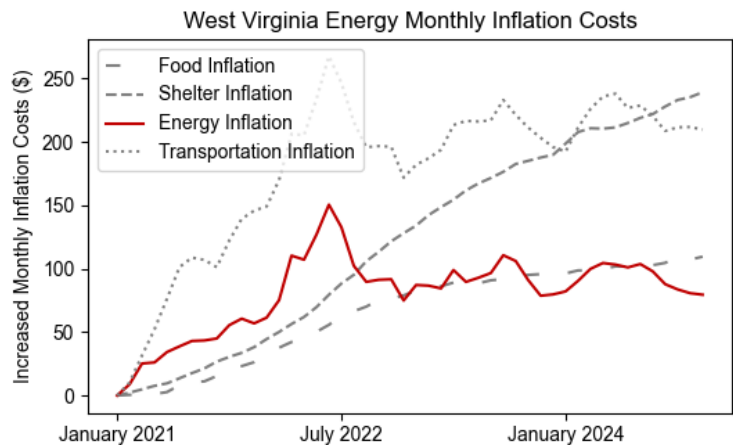
### Household Shelter Expenses

Compared to January 2021, the average household in **West Virginia** is spending **\$239** more on shelter per month. This is **\$49 more** each month than one year ago. Cumulatively, the average household in **West Virginia** has spent **\$5,850** more on shelter due to inflation since January 2021.



### Household Energy Expenses

Compared to January 2021, the average household in **West Virginia** is spending **\$79** more on energy per month. This is **\$0 more** each month than one year ago. Cumulatively, the average household in **West Virginia** has spent **\$3,867** more on energy due to inflation since January 2021.



### Household Transportation Expenses

Compared to January 2021, the average household in **West Virginia** is spending **\$210** more on transportation per month. This is **\$14 more** each month than one year ago. Cumulatively, the average household in **West Virginia** has spent **\$8,560** more on transportation due to inflation since January 2021.

